

SASSO PRO 100

adjustable offset trim round


048-2412518M 052-1932448



Project / Type _____

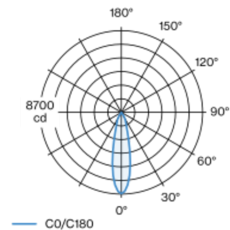
Notes _____

Count / Date _____



Round recessed spotlight in die-cast aluminium with recessed luminaire plane; surface jet black powder coated; 360° rotatable and 35° tiltable; installation without tools in mounting set due to patented ball catch system; round installation housing; with trim jet black; suitable for ceiling thickness of 5-25 mm; passive cooling of the LEDs through improved heat sink geometry; with COB (Chip on Board) technology for maximum efficiency; no appearance of multiple shadows; light colour 3000 K; binning initial MacAdam ≤ 3 SDCM; CRI ≥ 90; min. 85% of luminous flux after 50000 operating hours; energy efficient LEDs with high CRI; including high quality reflector made of plastic with spherical reflector; aluminium, vapour deposition coated; neutral colour reflection through absolute freedom from interference colour; for brilliant object staging; precise radiation characteristic with 24° beam; installed and exchanged without tools; optical attachments available as accessories; accessories are listed separately; degree of protection IP20; PC2; 220-240 V; incl. converter, non dimmable; converter wired secondary side; through wiring connection box, 3-pole or 5-pole, available as an accessory; light source replaceable by an authorized professional; control gear replaceable by an authorized professional;

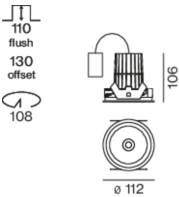
Light distribution



medium 24°

h (m)	EO° (lx)	ø (m)
1	8660	0.43
2	2160	0.87
3	960	1.30
4	540	1.73
5	350	2.17

Product drawing



General

Ceiling | Recessed _____

tilt max 35° _____

rotation 360° _____

jet black | RAL 9005 ¹ _____

Mounting set jet black _____

IP20 _____

2210 lm _____

LED

3000 K _____

CRI ≥ 90 _____

L85 / 50000 h _____

initial MacAdam ≤ 3 SDCM _____

R_g: 100 | R_f: 89 | R₍₁₋₁₅₎: 89 _____

MR 0.56 | MDER 0.51 _____

Optical

medium | beam angle 24° _____

PstLM ≤ 1.0 ² | SVM ≤ 0.4 ² _____

Electrical

non DIM _____

PC2 | 220-240 V _____

system 27.0 W _____

system 82 lm/W ³ _____

Physical

trim _____

diameter 112 mm | height 106 mm _____

0.62 kg _____

Cutout

diameter 108 mm _____

min. ceiling thickness 5 mm | max. ceiling thickness 25 mm _____

recessed depth 130 mm _____

¹ RAL code ² Value of containing product at full load (undimmed)
³ incl. consideration of optical losses, internal control unit losses & operating device efficiency

Installation instructions



Lighting calculator

