

SASSO PRO 100

adjustable offset trim square


048-2412L38F 052-1952418



Project / Type

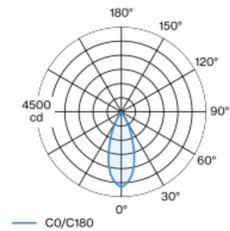
Notes

Count / Date



Round recessed spotlight in die-cast aluminium with recessed luminaire plane; surface jet black powder coated; 360° rotatable and 35° tiltable; installation without tools in mounting set due to patented ball catch system; square installation housing; with trim jet black; suitable for ceiling thickness of 5-25 mm; passive cooling of the LEDs through improved heat sink geometry; with COB (Chip on Board) technology for maximum efficiency; no appearance of multiple shadows; light colour: tunable white diodes (1800-3000 K); binning initial MacAdam ≤ 3 SDCM; CRI ≥ 92; min. 85% of luminous flux after 50000 operating hours; energy efficient LEDs with high CRI; including high quality reflector made of plastic with spherical reflector; aluminium, vapour deposition coated; neutral colour reflection through absolute freedom from interference colour; for brilliant object staging; precise radiation characteristic with 38° beam; installed and exchanged without tools; optical attachments available as accessories; accessories are listed separately; degree of protection IP20; PC2; 220-240 V; incl. DALI-2 converter; converter wired secondary side; through wiring connection box, 3-pole or 5-pole, available as an accessory; light source replaceable by an authorized professional; control gear replaceable by an authorized professional;

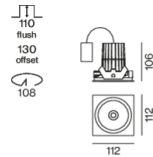
Light distribution



flood 38°

h (m)	EO° (lx)	ø (m)
1	3980	0.69
2	1000	1.38
3	440	2.07
4	250	2.76
5	160	3.45

Product drawing



General

Ceiling | Recessed

tilt max 35°

rotation 360°

jet black | RAL 9005

Mounting set jet black

IP20

1780 lm

LED

tunable white | 1800 K - 3000 K

CRI ≥ 92

L85 / 50000 h

initial MacAdam ≤ 3 SDCM

R_g: 101 | R_r: 94 | R_{1-5}: 97

MR 0.64 | MDER 0.58

Optical

flood | beam angle 38°

PstLM ≤ 1.0 ¹ | SVM ≤ 0.4 ¹

Electrical

DALI-2 | 2 DALI Addr.

DT8

PC2 | 220-240 V

system 29.7 W

system 60 lm/W ²

Physical

trim

length 112 mm | width 112 mm | height 106 mm

0.59 kg

Cutout

diameter 108 mm

min. ceiling thickness 5 mm | max. ceiling thickness 25 mm

recessed depth 130 mm

¹ Value of containing product at full load (undimmed)
² incl. consideration of optical losses, internal control unit losses & operating device efficiency

Installation instructions



Lighting calculator

