

# SASSO PRO 100

## adjustable

offset trimless  
048-2412437S 052-1931448



Project / Type \_\_\_\_\_

Notes \_\_\_\_\_

Count / Date \_\_\_\_\_



### General

Ceiling , Recessed \_\_\_\_\_

tilt max 35° \_\_\_\_\_

rotation 360° \_\_\_\_\_

white , RAL 9016 <sup>1</sup> \_\_\_\_\_

Mounting set jet black \_\_\_\_\_

IP20 \_\_\_\_\_

2170 lm \_\_\_\_\_

### LED

2700 K \_\_\_\_\_

CRI ≥ 90 \_\_\_\_\_

L85 / 50000 h \_\_\_\_\_

initial MacAdam ≤ 3 SDCM \_\_\_\_\_

R<sub>g</sub>: 100 , R<sub>f</sub>: 89 , R<sub>f(1-15)</sub>: 86 \_\_\_\_\_

MR 0.49 \_\_\_\_\_

MDER 0.44 \_\_\_\_\_

### Optical

spot \_\_\_\_\_

beam angle 17° \_\_\_\_\_

P<sub>stLM</sub> ≤ 1.0 <sup>2</sup> \_\_\_\_\_

SVM ≤ 0.4 <sup>2</sup> \_\_\_\_\_

### Electrical

DALI-2 \_\_\_\_\_

220-240 V \_\_\_\_\_

system 27.0 W \_\_\_\_\_

system 80 lm/W<sup>3</sup> \_\_\_\_\_

PC2 \_\_\_\_\_

1 DALI Addr. \_\_\_\_\_

### Physical

trimless \_\_\_\_\_

length 105 mm \_\_\_\_\_

width 113 mm \_\_\_\_\_

height 106 mm \_\_\_\_\_

0.62 kg \_\_\_\_\_

### Cutout

diameter 116 mm \_\_\_\_\_

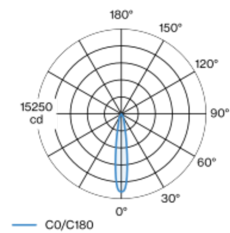
min. ceiling thickness 12.5 mm \_\_\_\_\_

max. ceiling thickness 25 mm \_\_\_\_\_

recessed depth 130 mm \_\_\_\_\_

<sup>1</sup> RAL code <sup>2</sup> Value of containing product at full load (undimmed)  
<sup>3</sup> incl. consideration of optical losses, internal control unit losses  
& operating device efficiency

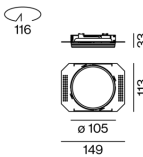
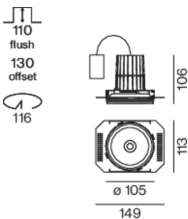
### Light distribution



spot 17°

h (m)	E0° (lx)	ø (m)
1	14000	0.29
2	3500	0.59
3	1600	0.88
4	900	1.18
5	600	1.47

### Product drawing



### Installation instructions



### Lighting calculator

