

SASSO PRO 100

adjustable

flush trimless

048-2412438M 052-1921447



Project / Type

Notes

Count / Date



General

Ceiling , Recessed

tilt max 35°

rotation 360°

black , RAL 9005 ¹

IP20

2110 lm

LED

2700 K

CRI ≥ 90

L85 / 50000 h

initial MacAdam ≤ 3 SDCM

R_g: 100 , R_f: 89 , R_(f-15): 86

MR 0.49

MDER 0.44

Optical

medium

beam angle 24°

PstLM ≤ 1.0 ²

SVM ≤ 0.4 ²

Electrical

DALI-2

220-240 V

system 27.0 W

system 78 lm/W³

PC2

1 DALI Addr.

Physical

trimless

length 105 mm

width 113 mm

height 106 mm

0.68 kg

Cutout

diameter 116 mm

min. ceiling thickness 12.5 mm

max. ceiling thickness 25 mm

recessed depth 110 mm

¹ RAL code ² Value of containing product at full load (undimmed)

³ incl. consideration of optical losses, internal control unit losses & operating device efficiency

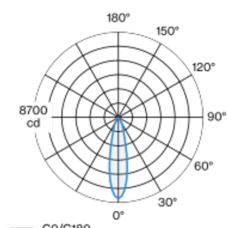
Installation instructions



Lighting calculator



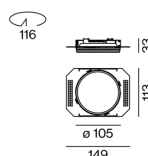
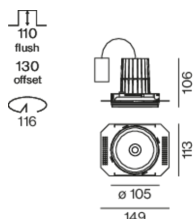
Light distribution



medium 24°

h (m)	E0° (lx)	ø (m)
1	8270	0.43
2	2070	0.87
3	920	1.30
4	520	1.73
5	330	2.17

Product drawing



[048-2412438M 052-1921447] The technical data represent rated values for an ambient temperature of 25°C. The data values for the luminous flux are initially subject to a tolerance of +/- 10%, those for the electrical connected load are initially subject to a tolerance of +/- 10%, and those for the colour temperature are initially subject to a tolerance of +/- 150 K. No liability is assumed for typographical or printing errors. The general terms and conditions of XAL GmbH apply.

© XAL GmbH · Auer-Welsbach-Gasse 36 · 8055 Graz · Austria · www.xal.com

06.05.2025

1 / 3

SASSO PRO 100

adjustable

flush trimless

048-2412438M 052-1921447



Project / Type _____

Notes _____

Count / Date _____

Maintenance Factors

Operating Time [h]	10 000	20 000	30 000	40 000	50 000
LLMF	0.96	0.94	0.91	0.89	0.86
LSF	1	1	1	1	1
MF	LMF × RSMF × LLMF × LSF		RSMF ^a Room Surface Maintenance Factor		
MF	Maintenance Factor		LLMF Lamp Lumens Maintenance Factor		
LMF ^a	Luminaire Maintenance Factor		LSF Lamp Survival Factor		

^a According to "CIE 97, Maintenance of indoor electric lighting systems", 2005, ISBN 3-900-734-34-8. The values must be determined by the planner.

Circuit Breaker Types

Automatic Circuit Breaker Type	Number of Fixtures
B10	18
B16	30
C10	23
C16	36

Components

MOUNTING SET

TYPE	L-W-H (MM)	ARTICLE NUMBER(S)
flush	149-113-33	052-1921447



Mounting accessories

THROUGH WIRING CONNECTION BOX

TYPE	L-W-H (MM)	ARTICLE NUMBER(S)
non DIM cable ø 4 – 12 mm, Linect®-Ready	105-58-30	005-2531110
DALI cable ø 4 – 12 mm, Linect®-Ready	105-58-30	005-2551110



Mounting accessories

PRIMED CONCRETE MOUNTING HOUSING

L-W-H (MM)	ARTICLE NUMBER(S)
240-400-130	052-1914420



SASSO PRO 100

adjustable

flush trimless

048-2412438M 052-1921447



Project / Type

Notes

Count / Date

Optical accessories

HONEYCOMB LOUVER

COLOUR	Ø (MM)	ARTICLE NUMBER(S)
traffic white	74	048-2191317
jet black	74	048-2191318



LINEAR PRISMATIC LENS

COLOUR	Ø (MM)	ARTICLE NUMBER(S)
traffic white	74	048-2192317
jet black	74	048-2192318



SNOOT

COLOUR	Ø (MM)	ARTICLE NUMBER(S)
traffic white	74	048-2191117
jet black	74	048-2191118



SNOOT WITH HONEYCOMB LOUVER

COLOUR	Ø (MM)	ARTICLE NUMBER(S)
traffic white	74	048-2191217
jet black	74	048-2191218

