

SASSO PRO 100

adjustable flush trim square


048-2413637F 052-1942418



Project / Type _____

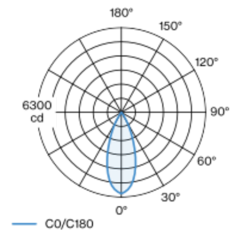
Notes _____

Count / Date _____



Round recessed spotlight in die-cast aluminium; surface traffic white powder coated; 360° rotatable and 35° tiltable; installation without tools in mounting set due to patented ball catch system; square installation housing; with trim jet black; suitable for ceiling thickness of 5-25 mm; passive cooling of the LEDs through improved heat sink geometry; with COB (Chip on Board) technology for maximum efficiency; no appearance of multiple shadows; light colour 4000 K; CRI ≥ 90; min. 90% of luminous flux after 50000 operating hours; energy efficient LEDs with high CRI; including high quality reflector made of plastic with spherical reflector; aluminium, vapour deposition coated; neutral colour reflection through absolute freedom from interference colour; for brilliant object staging; precise radiation characteristic with 39° beam; installed and exchanged without tools; optical attachments available as accessories; accessories are listed separately; degree of protection IP20; PC2; 220-240 V; incl. DALI-2 converter; converter wired secondary side; through wiring connection box, 3-pole or 5-pole, available as an accessory; light source replaceable by an authorized professional; control gear replaceable by an authorized professional;

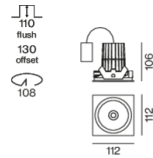
Light distribution



flood 39°

h (m)	EO° (lx)	ø (m)
1	6050	0.71
2	1510	1.42
3	670	2.13
4	380	2.84
5	240	3.54

Product drawing



General

Ceiling | Recessed _____

tilt max 35° _____

rotation 360° _____

traffic white | RAL 9016 _____

Mounting set jet black _____

IP20 _____

2840 lm _____

LED

4000 K _____

CRI ≥ 90 _____

L90 / 50000 h _____

R_g: 97 | R_f: 89 | R_{f(1-5)}: 91 _____

MR 0.85 | MDER 0.77 _____

Optical

flood | beam angle 39° _____

PstLM ≤ 1.0 ¹ | SVM ≤ 0.4 ¹ _____

Electrical

DALI-2 | 1 DALI Addr. _____

PC2 | 220-240 V _____

system 27.0 W _____

system 105 lm/W ² _____

Physical

trim _____

length 112 mm | width 112 mm | height 106 mm _____

0.62 kg _____

Cutout

diameter 108 mm _____

min. ceiling thickness 5 mm | max. ceiling thickness 25 mm _____

recessed depth 110 mm _____

¹ Value of containing product at full load (undimmed)
² incl. consideration of optical losses, internal control unit losses & operating device efficiency

Installation instructions



Lighting calculator

