

# SASSO PRO 100

## adjustable offset trim square

048-2413637F 052-1952418



Project / Type \_\_\_\_\_

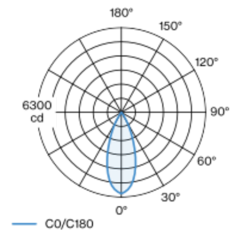
Notes \_\_\_\_\_

Count / Date \_\_\_\_\_



Round recessed spotlight in die-cast aluminium with recessed luminaire plane; surface traffic white powder coated; 360° rotatable and 35° tiltable; installation without tools in mounting set due to patented ball catch system; square installation housing; with trim jet black; suitable for ceiling thickness of 5-25 mm; passive cooling of the LEDs through improved heat sink geometry; with COB (Chip on Board) technology for maximum efficiency; no appearance of multiple shadows; light colour 4000 K; CRI ≥ 90; min. 90% of luminous flux after 50000 operating hours; energy efficient LEDs with high CRI; including high quality reflector made of plastic with spherical reflector; aluminium, vapour deposition coated; neutral colour reflection through absolute freedom from interference colour; for brilliant object staging; precise radiation characteristic with 39° beam; installed and exchanged without tools; optical attachments available as accessories; accessories are listed separately; degree of protection IP20; PC2; 220-240 V; incl. DALI-2 converter; converter wired secondary side; through wiring connection box, 3-pole or 5-pole, available as an accessory; light source replaceable by an authorized professional; control gear replaceable by an authorized professional;

### Light distribution



flood 39°

h (m)	EO <sup>2</sup> (lx)	ø (m)
1	6050	0.71
2	1510	1.42
3	670	2.13
4	380	2.84
5	240	3.54

### Product drawing



### General

Ceiling | Recessed \_\_\_\_\_

tilt max 35° \_\_\_\_\_

rotation 360° \_\_\_\_\_

traffic white | RAL 9016 \_\_\_\_\_

Mounting set jet black \_\_\_\_\_

IP20 \_\_\_\_\_

2840 lm \_\_\_\_\_

### LED

4000 K \_\_\_\_\_

CRI ≥ 90 \_\_\_\_\_

L90 / 50000 h \_\_\_\_\_

R<sub>g</sub>: 97 | R<sub>f</sub>: 89 | R<sub>(1-15)</sub>: 91 \_\_\_\_\_

MR 0.85 | MDER 0.77 \_\_\_\_\_

### Optical

flood | beam angle 39° \_\_\_\_\_

PstLM ≤ 1.0<sup>1</sup> | SVM ≤ 0.4<sup>1</sup> \_\_\_\_\_

### Electrical

DALI-2 | 1 DALI Addr. \_\_\_\_\_

PC2 | 220-240 V \_\_\_\_\_

system 27.0 W \_\_\_\_\_

system 105 lm/W<sup>2</sup> \_\_\_\_\_

### Physical

trim \_\_\_\_\_

length 112 mm | width 112 mm | height 106 mm \_\_\_\_\_

0.59 kg \_\_\_\_\_

### Cutout

diameter 108 mm \_\_\_\_\_

min. ceiling thickness 5 mm | max. ceiling thickness 25 mm \_\_\_\_\_

recessed depth 130 mm \_\_\_\_\_

<sup>1</sup> Value of containing product at full load (undimmed)  
<sup>2</sup> incl. consideration of optical losses, internal control unit losses and operating device efficiency

### Installation instructions



### Lighting calculator



# SASSO PRO 100

## adjustable offset trim square

048-2413637F 052-1952418



Project / Type

Notes

Count / Date

### Maintenance Factors

Operating Time [h]	10 000	20 000	30 000	40 000	50 000
LLMF	0.98	0.96	0.94	0.92	0.9
LSF	1	1	1	1	1
MF	LMF × RSMF × LLMF × LSF		RSMF <sup>a</sup>	Room Surface Maintenance Factor	
MF	Maintenance Factor		LLMF	Lamp Lumens Maintenance Factor	
LMF <sup>a</sup>	Luminaire Maintenance Factor		LSF	Lamp Survival Factor	

<sup>a</sup> According to "CIE 97, Maintenance of indoor electric lighting systems", 2005, ISBN 3-900-734-34-8. The values must be determined by the planner.

### Circuit Breaker Types

Automatic Circuit Breaker Type	Number of Fixtures
B10	18
B16	30
C10	23
C16	36

### Components

#### MOUNTING SET with trim

TYPE	COLOUR	L-W-H (MM)	ARTICLE NUMBER(S)
for intermediate ceilings	jet black	112-112-43	052-1952418



### Mounting accessories

#### THROUGH WIRING CONNECTION BOX

TYPE	L-W-H (MM)	ARTICLE NUMBER(S)
non DIM cable ø 4 – 12 mm	105-58-30	005-2531110
DALI cable ø 4 – 12 mm	105-58-30	005-2551110



### Mounting accessories

#### PRIMED CONCRETE MOUNTING HOUSING

L-W-H (MM)	ARTICLE NUMBER(S)
240-400-130	052-1914420



# SASSO PRO 100

## adjustable offset trim square

048-2413637F 052-1952418



Project / Type

Notes

Count / Date

### Optical accessories

#### HONEYCOMB LOUVER

COLOUR	Ø (MM)	ARTICLE NUMBER(S)
traffic white	74	048-2191317
jet black	74	048-2191318



#### LINEAR PRISMATIC LENS

COLOUR	Ø (MM)	ARTICLE NUMBER(S)
traffic white	74	048-2192317
jet black	74	048-2192318



#### SNOOT

COLOUR	Ø (MM)	ARTICLE NUMBER(S)
traffic white	74	048-2191117
jet black	74	048-2191118



183  
ø 54

#### SNOOT WITH HONEYCOMB LOUVER

COLOUR	Ø (MM)	ARTICLE NUMBER(S)
traffic white	74	048-2191217
jet black	74	048-2191218



183  
ø 74

### Colour rendering



# SASSO PRO 100

## adjustable offset trim square

048-2413637F 052-1952418

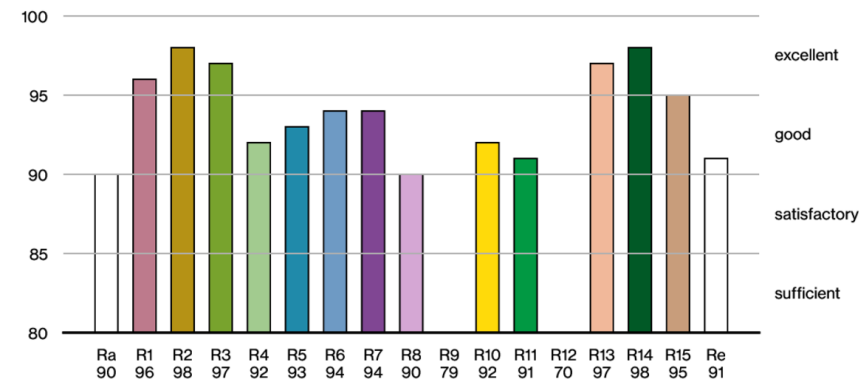


Project / Type

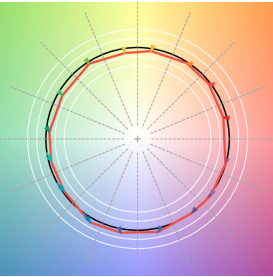
Notes

Count / Date

CRI/R<sub>a</sub> ≥ 94 R<sub>e</sub> ≥ 91 (4000 K)



### TM30 colour vector graphic



The black line represents the black body reference. The red line indicates the results of the test light source. The deviation from the test light source to the reference is shown and is marked by arrows. The shorter the arrows, the higher the color rendering.

