

SASSO PRO 100

adjustable

offset trimless

048-2412D37F 052-1931448



Project / Type _____

Notes _____

Count / Date _____



General

Ceiling , Recessed _____

tilt max 35° _____

rotation 360° _____

white , RAL 9016 ¹ _____

Mounting set jet black _____

IP20 _____

2210 lm _____

LED

tunable white _____

2700 K - 6500 K _____

CRI ≥ 92 _____

L90 / 50000 h _____

initial MacAdam ≤ 3 SDCM _____

R_g: 97 , R_f: 88 , R₍₁₋₁₅₎: 88 _____

MR 1.15 _____

MDER 1.04 _____

Optical

flood _____

beam angle 38° _____

PstLM ≤ 1.0 ² _____

SVM ≤ 0.4 ² _____

Electrical

DALI-2 DT8 _____

220-240 V _____

system 27.7 W _____

system 80 lm/W³ _____

PC2 _____

2 DALI Addr. _____

Physical

trimless _____

length 105 mm _____

width 113 mm _____

height 106 mm _____

0.62 kg _____

Cutout

diameter 116 mm _____

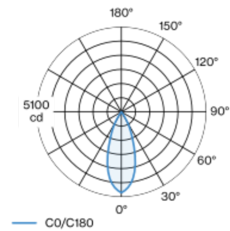
min. ceiling thickness 12.5 mm _____

max. ceiling thickness 25 mm _____

recessed depth 130 mm _____

¹ RAL code ² Value of containing product at full load (undimmed)
³ incl. consideration of optical losses, internal control unit losses
& operating device efficiency

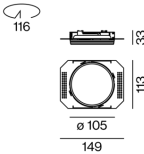
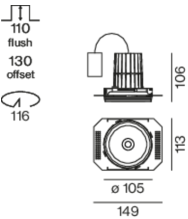
Light distribution



flood 38°

h (m)	E0° (lx)	ø (m)
1	4850	0.69
2	1210	1.38
3	540	2.07
4	300	2.76
5	190	3.45

Product drawing



Installation instructions



Lighting calculator

