

SASSO PRO 100

adjustable

flush trimless

048-2413518M 052-1921447



Project / Type	
Notes	
Count / Date	



General

Ceiling , Recessed
tilt max 35°
rotation 360°
black , RAL 9005 ¹
IP20
2710 lm

LED

3000 K
CRI ≥ 90
L90 / 50000 h
initial MacAdam ≤ 3 SDCM
R _g : 100 , R _f : 89 , R _{f(1-5)} : 89
MR 0.56
MDER 0.51

Optical

medium
beam angle 26°
PstLM ≤ 1.0 ²
SVM ≤ 0.4 ²

Electrical

non DIM
220-240 V
system 27.0 W
system 100 lm/W ³
PC2

Physical

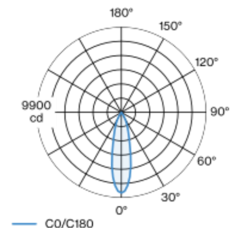
trimless
diameter 105 mm
height 106 mm
0.68 kg

Cutout

diameter 116 mm
min. ceiling thickness 12.5 mm
max. ceiling thickness 25 mm
recessed depth 110 mm

¹ RAL code ² Value of containing product at full load (undimmed)
³ incl. consideration of optical losses, internal control unit losses
& operating device efficiency

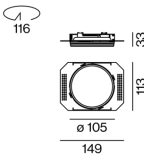
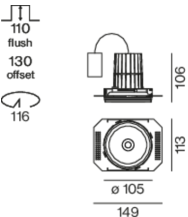
Light distribution



medium 26°

h (m)	E0° (lx)	ø (m)
1	9340	0.47
2	2330	0.93
3	1040	1.40
4	580	1.86
5	370	2.33

Product drawing



Installation instructions



Lighting calculator

