

# SASSO PRO 100

## adjustable

offset trimless

048-2413538M 052-1931447



Project / Type \_\_\_\_\_

Notes \_\_\_\_\_

Count / Date \_\_\_\_\_



### General

Ceiling , Recessed \_\_\_\_\_

tilt max 35° \_\_\_\_\_

rotation 360° \_\_\_\_\_

black , RAL 9005 <sup>1</sup> \_\_\_\_\_

Mounting set traffic white \_\_\_\_\_

IP20 \_\_\_\_\_

2710 lm \_\_\_\_\_

### LED

3000 K \_\_\_\_\_

CRI ≥ 90 \_\_\_\_\_

L90 / 50000 h \_\_\_\_\_

initial MacAdam ≤ 3 SDCM \_\_\_\_\_

R<sub>g</sub>: 100 , R<sub>f</sub>: 89 , R<sub>f(1-15)</sub>: 89 \_\_\_\_\_

MR 0.56 \_\_\_\_\_

MDER 0.51 \_\_\_\_\_

### Optical

medium \_\_\_\_\_

beam angle 26° \_\_\_\_\_

PstLM ≤ 1.0 <sup>2</sup> \_\_\_\_\_

SVM ≤ 0.4 <sup>2</sup> \_\_\_\_\_

### Electrical

DALI-2 \_\_\_\_\_

220-240 V \_\_\_\_\_

system 27.0 W \_\_\_\_\_

system 100 lm/W<sup>3</sup> \_\_\_\_\_

PC2 \_\_\_\_\_

1 DALI Addr. \_\_\_\_\_

### Physical

trimless \_\_\_\_\_

diameter 105 mm \_\_\_\_\_

height 106 mm \_\_\_\_\_

0.6 kg \_\_\_\_\_

### Cutout

diameter 116 mm \_\_\_\_\_

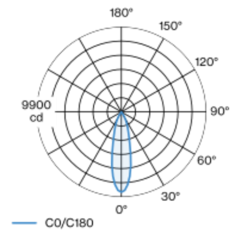
min. ceiling thickness 12.5 mm \_\_\_\_\_

max. ceiling thickness 25 mm \_\_\_\_\_

recessed depth 130 mm \_\_\_\_\_

<sup>1</sup> RAL code <sup>2</sup> Value of containing product at full load (undimmed)  
<sup>3</sup> incl. consideration of optical losses, internal control unit losses  
& operating device efficiency

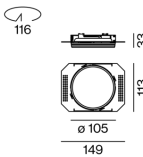
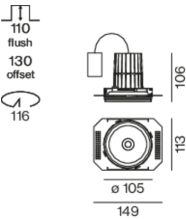
### Light distribution



medium 26°

h (m)	E0° (lx)	ø (m)
1	9340	0.47
2	2330	0.93
3	1040	1.40
4	580	1.86
5	370	2.33

### Product drawing



### Installation instructions



### Lighting calculator



# SASSO PRO 100

## adjustable

offset trimless

048-2413538M 052-1931447



Project / Type

Notes

Count / Date

### Maintenance Factors

Operating Time [h]	10 000	20 000	30 000	40 000	50 000
LLMF	0.98	0.96	0.94	0.92	0.9
LSF	1	1	1	1	1
MF	LMF × RSMF × LLMF × LSF		RSMF <sup>a</sup> Room Surface Maintenance Factor		
MF	Maintenance Factor		LLMF Lamp Lumens Maintenance Factor		
LMF <sup>a</sup>	Luminaire Maintenance Factor		LSF Lamp Survival Factor		

<sup>a</sup> According to "CIE 97, Maintenance of indoor electric lighting systems", 2005, ISBN 3-900-734-34-8. The values must be determined by the planner.

### Circuit Breaker Types

Automatic Circuit Breaker Type	Number of Fixtures
B10	18
B16	30
C10	23
C16	36

### Components

#### MOUNTING SET

TYPE	COLOUR	L-W-H (MM)	ARTICLE NUMBER(S)
offset 17 mm	traffic white	149-113-33	052-1931447



#### Mounting accessories

##### THROUGH WIRING CONNECTION BOX

TYPE	L-W-H (MM)	ARTICLE NUMBER(S)
non DIM cable ø 4 – 12 mm, Linect®-Ready	105-58-30	005-2531110
DALI cable ø 4 – 12 mm, Linect®-Ready	105-58-30	005-2551110



#### Mounting accessories

##### PRIMED CONCRETE MOUNTING HOUSING

L-W-H (MM)	ARTICLE NUMBER(S)
240-400-130	052-1914420



# SASSO PRO 100

## adjustable

offset trimless

048-2413538M 052-1931447



Project / Type

Notes

Count / Date

### Optical accessories

#### HONEYCOMB LOUVER

COLOUR	Ø (MM)	ARTICLE NUMBER(S)
traffic white	74	048-2191317
jet black	74	048-2191318



#### LINEAR PRISMATIC LENS

COLOUR	Ø (MM)	ARTICLE NUMBER(S)
traffic white	74	048-2192317
jet black	74	048-2192318



#### SNOOT

COLOUR	Ø (MM)	ARTICLE NUMBER(S)
traffic white	74	048-2191117
jet black	74	048-2191118



#### SNOOT WITH HONEYCOMB LOUVER

COLOUR	Ø (MM)	ARTICLE NUMBER(S)
traffic white	74	048-2191217
jet black	74	048-2191218

