

# SASSO 60 emergency light selftest

trim  
048-2693227 048-2696317



Project / Type

Notes

Count / Date



General

Ceiling , Recessed

rotation 360°

white , RAL 9016 <sup>1</sup>

Mounting set traffic white

IP20

206<sup>2</sup>, 208<sup>3</sup>, 217<sup>4</sup> lm

LED

6500 K

CRI ≥ 80

Optical

emergency light

beam angle 21°<sup>2</sup>, 103°x25°<sup>3</sup>, 149°x150°<sup>4</sup>

Electrical

220-240 V

system 1.0 W

system 206<sup>2</sup>, 208<sup>3</sup>, 217<sup>4</sup> lm/W<sup>5</sup>

PC2

Physical

trim

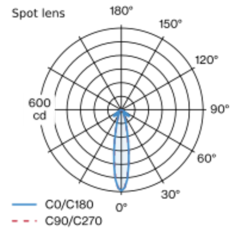
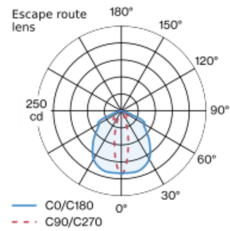
diameter 80 mm

height 94 mm

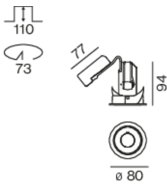
0.35 kg

Round LED emergency light inset; surface lacquered in white; 360° rotatable; installation without tools in mounting set due to patented ball catch system; round installation housing; with trim traffic white; suitable for ceiling thickness of 2-25 mm; incl. 3 interchangeable lenses: anti panic / escape route / spot; incl. 3h rechargeable battery; selftest with status LED; light colour 6500 K; CRI ≥ 80; degree of protection IP20; PC2; light source not replaceable;

## Light distribution



## Product drawing



Cutout

diameter 73 mm

min. ceiling thickness 2 mm

max. ceiling thickness 25 mm

recessed depth 110 mm

<sup>1</sup> RAL code <sup>2</sup> Spot lens <sup>3</sup> Escape route lens <sup>4</sup> Anti panic lens  
<sup>5</sup> incl. consideration of optical losses, internal control unit losses & operating device efficiency

Installation instructions

Lighting calculator

