

ARY cable suspended

canopy trim

049-5111417M 005-3521017 002-90732



Project / Type

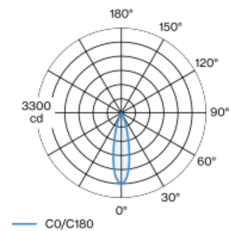
Notes

Count / Date



Decorative suspended luminaire in aluminium; surface traffic white powder coated; pendant fitting with 1500mm suspension, incl. feed (traffic white), can be individually shortened; shades available as accessory in RAL colours velvet beige, madeira brown, kingfisher grey, woodpecker olive, signal white or signal black; accessories are listed separately; passive cooling of the LEDs through improved heat sink geometry; with COB (Chip on Board) technology for maximum efficiency; no appearance of multiple shadows; light colour 2700 K; binning initial MacAdam ≤ 3 SDCM; CRI ≥ 90 ; min. 90% of luminous flux after 50000 operating hours; energy efficient LEDs with high CRI; good glare control through recessed light point level; incl. high quality lens system; precise radiation characteristic with 25° beam; degree of protection IP20; PC2; 220-240 V; ceiling recessed canopy with trim traffic white; suitable for ceiling thickness of 2-25 mm; incl. converter, non dimmable; external converter for ceiling insertion; light source not replaceable; control gear replaceable by an authorized professional;

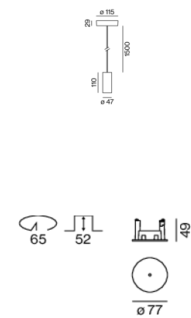
Light distribution



medium 25°

h (m)	E0° (lx)	ø (m)
1	2780	0.44
2	690	0.89
3	310	1.33
4	170	1.78
5	110	2.22

Product drawing



General

Ceiling | Suspended

traffic white | RAL 9016

Canopy traffic white

IP20

642 lm

fixture 76 lm/W ¹

LED

2700 K

CRI ≥ 90

L90 / 50000 h

initial MacAdam ≤ 3 SDCM

R_g: 99 | R_f: 91 | R₍₁₋₁₅₎: 89

MR 0.54 | MDER 0.49

Optical

medium | beam angle 25°

PstLM ≤ 1.0 ² | SVM ≤ 0.4 ²

Electrical

non DIM

PC2 | 220-240 V

system 11.2 W | fixture 8.4 W

18 Vf | 500 mA

Physical

suspension 1500 mm

diameter 47 mm | height 110 mm

0.48 kg

Cutout

diameter 65 mm

min. ceiling thickness 2 mm | max. ceiling thickness 25 mm

recessed depth 70 mm

¹ incl. consideration of optical losses & internal control unit losses
² Value of containing product at full load (undimmed)

Installation instructions



Lighting calculator



ARY cable suspended

canopy trim

049-5111417M 005-3521017 002-90732



Project / Type

Notes

Count / Date

Maintenance Factors

Operating Time [h]	10 000	20 000	30 000	40 000	50 000
LLMF	0.97	0.96	0.95	0.93	0.92
LSF	1	1	1	1	1

MF	LMF × RSMF × LLMF × LSF	RSMF ^a	Room Surface Maintenance Factor
MF	Maintenance Factor	LLMF	Lamp Lumens Maintenance Factor
LMF ^a	Luminaire Maintenance Factor	LSF	Lamp Survival Factor

^a According to "CIE 97, Maintenance of indoor electric lighting systems", 2005, ISBN 3-900-734-34-8. The values must be determined by the planner.

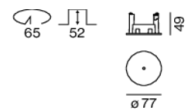
Circuit Breaker Types

Automatic Circuit Breaker Type	Number of Fixtures
B10	57
B13	75
B16	92
B20	115
C10	57
C13	75
C16	92
C20	115

Components

MOUNTING SET with trim

TYPE	COLOUR	Ø (MM)	ARTICLE NUMBER(S)
for installation in ceilings	traffic white	77	005-3521017



POWER SUPPLY

L-W-H (MM)	ARTICLE NUMBER(S)
65-39-20	002-90732



Mounting accessories

RING ceiling mounted

COLOUR	Ø (MM)	ARTICLE NUMBER(S)
traffic white	50	050-0510217
jet black	50	050-0510218



[049-5111417M 005-3521017 002-90732] The technical data represent rated values for an ambient temperature of 25°C. The data values for the luminous flux are initially subject to a tolerance of +/- 10%, those for the electrical connected load are initially subject to a tolerance of +/- 10%, and those for the colour temperature are initially subject to a tolerance of +/- 150 K. No liability is assumed for typographical or printing errors. The general terms and conditions of XAL GmbH apply.

© XAL GmbH · Auer-Welsbach-Gasse 36 · 8055 Graz · Austria · www.xal.com

11.08.2025

2 / 5

ARY cable suspended

canopy trim

049-5111417M 005-3521017 002-90732



Project / Type

Notes

Count / Date

Optional electrical accessories

DIN RAIL POWER SUPPLY

L-W-H (MM)	ARTICLE NUMBER(S)
72-90-63	005-6520210



DIN RAIL LED DRIVER

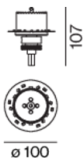
L-W-H (MM)	ARTICLE NUMBER(S)
36-88-59	005-6121030



Other accessories

SPECIAL MOUNTING TOOL

TYPE	Ø (MM)	ARTICLE NUMBER(S)
for ARY MOVE IN 45 NOBA trimless TULA	100	063-8912110



Optical accessories

SHADE 300

COLOUR	Ø (MM)	ARTICLE NUMBER(S)
signal black	300	049-593311B
velvet beige	300	049-593311C
woodpecker olive	300	049-593311G
kingfisher grey	300	049-593311L
madeira brown	300	049-593311T
signal white	300	049-593311W



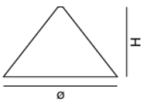
SHADE 400

COLOUR	Ø (MM)	ARTICLE NUMBER(S)
signal black	400	049-593411B
velvet beige	400	049-593411C
woodpecker olive	400	049-593411G
kingfisher grey	400	049-593411L
madeira brown	400	049-593411T
signal white	400	049-593411W



SHADE 500

COLOUR	Ø (MM)	ARTICLE NUMBER(S)
signal black	500	049-593511B
velvet beige	500	049-593511C
woodpecker olive	500	049-593511G
kingfisher grey	500	049-593511L
madeira brown	500	049-593511T
signal white	500	049-593511W



ARY cable suspended

canopy trim

049-5111417M 005-3521017 002-90732



Project / Type

Notes

Count / Date

Optical accessories

OVAL LENS

TYPE	Ø (MM)	ARTICLE NUMBER(S)
for BO 45 MOVE IN 45 TULA micro	42	007-1965880



SOFT LENS

TYPE	Ø (MM)	ARTICLE NUMBER(S)
for ARY BO 45 MOVE IN 45 TULA micro	42	007-1965980

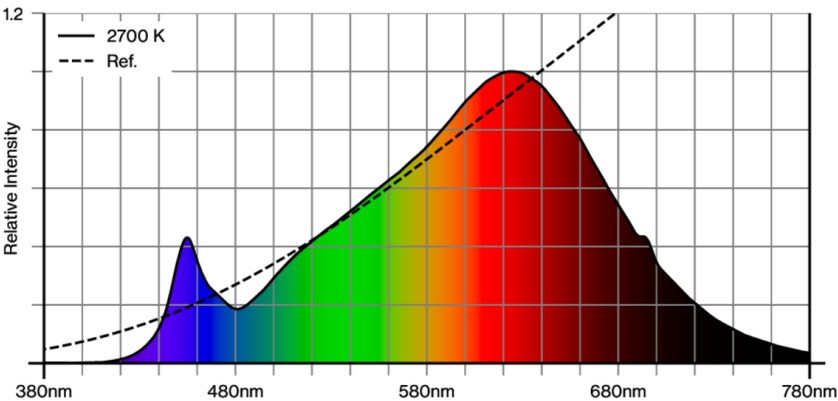


WALLWASHER LENS

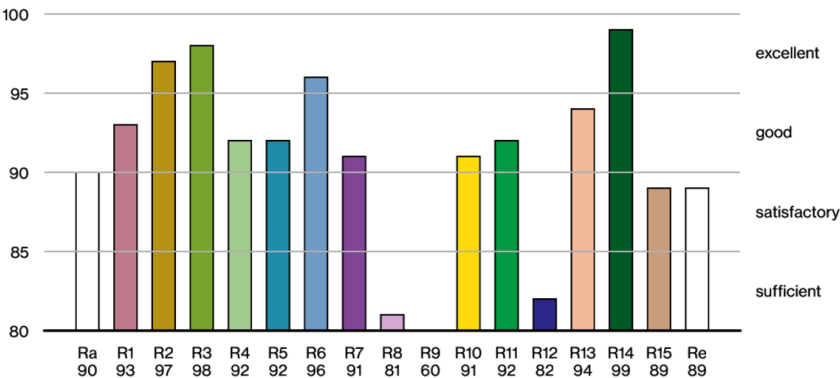
TYPE	Ø (MM)	ARTICLE NUMBER(S)
for ARY BO 45 MOVE IN 45 TULA micro	42	007-1965780



Colour rendering



CRI/R_a ≥ 92 R_e ≥ 89 (2700 K)



[049-5111417M 005-3521017 002-90732] The technical data represent rated values for an ambient temperature of 25°C. The data values for the luminous flux are initially subject to a tolerance of +/- 10%, those for the electrical connected load are initially subject to a tolerance of +/- 10%, and those for the colour temperature are initially subject to a tolerance of +/- 150 K. No liability is assumed for typographical or printing errors. The general terms and conditions of XAL GmbH apply.
© XAL GmbH · Auer-Welsbach-Gasse 36 · 8055 Graz · Austria · www.xal.com

11.08.2025

ARY cable suspended

canopy trim

049-5111417M 005-3521017 002-90732

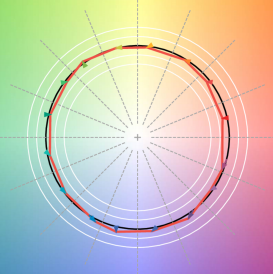


Project / Type

Notes

Count / Date

TM30 colour vector graphic



The black line represents the black body reference. The red line indicates the results of the test light source. The deviation from the test light source to the reference is shown and is marked by arrows. The shorter the arrows, the higher the color rendering.

