

SQUADRO 1 × 4 lamps wallwasher

trim


049-2031637S



Project / Type

Notes

Count / Date



General

Ceiling | Recessed

white | RAL 9016 ¹

IP20

6380 lm

LED

4000 K

CRI ≥ 80

L80 / 50000 h

initial MacAdam ≤ 3 SDCM

MR 0.74 | MDER 0.67

Optical

shelf floor washer

PstLM ≤ 1.0 ² | SVM ≤ 0.4 ²

Electrical

DALI-2 | 1 DALI Addr.

PC2 | 220-240 V

system 51 W

system 125 lm/W ³

Physical

trim

length 290 mm | width 171 mm | height 78 mm

1.4 kg

Cutout

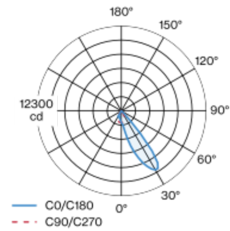
length 270 mm | width 152 mm

min. ceiling thickness 2 mm | max. ceiling thickness 25 mm

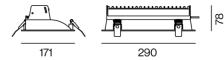
recessed depth 85 mm

Recessed ceiling spotlight in die cast aluminium with 4-lamp design; surface white powder coated; with wrap around edge; suitable for ceiling thickness of 2-25 mm; installation without tools using snap spring closure; heat sink integrated into luminaire geometry for optimum thermal management and passive cooling of LEDs; with COB (Chip on Board) technology for maximum efficiency; light colour 4000 K; binning initial MacAdam ≤ 3 SDCM; CRI ≥ 80; min. 80% of luminous flux after 50000 operating hours; energy efficient LEDs with high CRI; aisle spotlight shelf floor washer with special, multi-free-form, facet effect surface reflectors for high precision light control; precise shelf and aisle zone lighting, optimum longitudinal glare control for high viewing comfort in the aisle zone; adjustable light module (tiltable +20° to -15°); degree of protection IP20; IP 40 protection glass available as an accessory; accessories are listed separately; PC2; 220-240 V; incl. DALI-2 converter; light source replaceable by an authorized professional; control gear replaceable by an authorized professional;

Light distribution



Product drawing



¹ RAL code ² Value of containing product at full load (undimmed)
³ incl. consideration of optical losses, internal control unit losses & operating device efficiency

Installation instructions



Lighting calculator

