

# ARY rod suspended

canopy trim

049-5121517F 005-3522017 002-90732



Project / Type

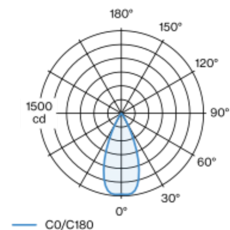
Notes

Count / Date



Decorative suspended luminaire in aluminium; surface traffic white powder coated; height adjustable U-profile pendant rod suspension (traffic white) 1500mm, feed in U-profile; passive cooling of the LEDs through improved heat sink geometry; with COB (Chip on Board) technology for maximum efficiency; no appearance of multiple shadows; light colour 3000 K; binning initial MacAdam  $\leq 3$  SDCM; CRI  $\geq 90$ ; min. 90% of luminous flux after 50000 operating hours; energy efficient LEDs with high CRI; good glare control through recessed light point level; incl. high quality lens system; precise radiation characteristic with 44° beam; degree of protection IP20; PC2; 220-240 V; ceiling recessed canopy with trim traffic white; suitable for ceiling thickness of 2-25 mm; incl. converter, non dimmable; external converter for ceiling insertion; light source not replaceable; control gear replaceable by an authorized professional;

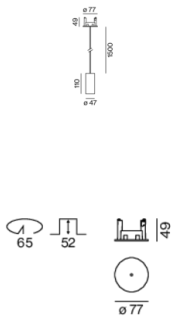
## Light distribution



flood 44°

h (m)	E0° (lx)	ø (m)
1	1470	0.82
2	370	1.64
3	160	2.45
4	90	3.27
5	60	4.09

## Product drawing



## General

Ceiling | Suspended

traffic white | RAL 9016

Canopy traffic white

IP20

791 lm

## LED

3000 K

CRI  $\geq 90$

L90 / 50000 h

initial MacAdam  $\leq 3$  SDCM

R<sub>g</sub>: 100 | R<sub>f</sub>: 90 | R<sub>f(1-15)</sub>: 87

MR 0.59 | MDER 0.54

## Optical

flood | beam angle 44°

PstLM  $\leq 1.0$ <sup>1 2 3 4</sup> | SVM  $\leq 0.4$ <sup>1 2 3 4</sup>

## Electrical

non DIM

PC2 | 220-240 V

system 11.2 W | fixture 8.4 W

fixture 94 lm/W<sup>5</sup>

18 Vf | 500 mA

## Physical

rod 1500 mm

diameter 47 mm | height 110 mm

0.62 kg

## Cutout

diameter 65 mm

min. ceiling thickness 2 mm | max. ceiling thickness 25 mm

recessed depth 70 mm

- <sup>1</sup> oval lens BO 45 007-1965880
- <sup>2</sup> wallwasher lens BO 45 007-1965780
- <sup>3</sup> soft lens BO 45 007-1965980
- <sup>4</sup> Value of containing product at full load (undimmed)
- <sup>5</sup> incl. consideration of optical losses & internal control unit losses

## Installation instructions



## Lighting calculator



# ARY rod suspended

canopy trim

049-5121517F 005-3522017 002-90732



Project / Type

Notes

Count / Date

## Maintenance Factors

Operating Time [h]	10 000	20 000	30 000	40 000	50 000
LLMF	0.97	0.96	0.95	0.93	0.92
LSF	1	1	1	1	1

MF	LMF × RSMF × LLMF × LSF	RSMF <sup>a</sup>	Room Surface Maintenance Factor
MF	Maintenance Factor	LLMF	Lamp Lumens Maintenance Factor
LMF <sup>a</sup>	Luminaire Maintenance Factor	LSF	Lamp Survival Factor

<sup>a</sup> According to "CIE 97, Maintenance of indoor electric lighting systems", 2005, ISBN 3-900-734-34-8. The values must be determined by the planner.

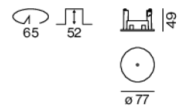
## Circuit Breaker Types

Automatic Circuit Breaker Type	Number of Fixtures
B10	57
B13	75
B16	92
B20	115
C10	57
C13	75
C16	92
C20	115

## Components

### MOUNTING SET with trim

TYPE	COLOUR	Ø (MM)	ARTICLE NUMBER(S)
for installation in ceilings	traffic white	77	005-3522017



### POWER SUPPLY

L-W-H (MM)	ARTICLE NUMBER(S)
65-39-20	002-90732



## Mounting accessories

### RING ceiling mounted

COLOUR	Ø (MM)	ARTICLE NUMBER(S)
traffic white	50	050-0510217
jet black	50	050-0510218



[049-5121517F 005-3522017 002-90732] The technical data represent rated values for an ambient temperature of 25°C. The data values for the luminous flux are initially subject to a tolerance of +/- 10%, those for the electrical connected load are initially subject to a tolerance of +/- 10%, and those for the colour temperature are initially subject to a tolerance of +/- 150 K. No liability is assumed for typographical or printing errors. The general terms and conditions of XAL GmbH apply.

© XAL GmbH · Auer-Welsbach-Gasse 36 · 8055 Graz · Austria · www.xal.com

11.08.2025

# ARY rod suspended

canopy trim

049-5121517F 005-3522017 002-90732



Project / Type

Notes

Count / Date

## Optional electrical accessories

### DIN RAIL POWER SUPPLY

L-W-H (MM)  
72-90-63

ARTICLE NUMBER(S)  
005-6520210



### DIN RAIL LED DRIVER

L-W-H (MM)  
36-88-59

ARTICLE NUMBER(S)  
005-6121030



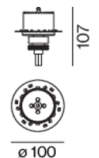

## Other accessories

### SPECIAL MOUNTING TOOL

TYPE  
for ARY | MOVE IN 45 | NOBA trimless | TULA

Ø (MM)  
100

ARTICLE NUMBER(S)  
063-8912110



## Optical accessories

### OVAL LENS

TYPE  
for BO 45 | MOVE IN 45 | TULA micro

Ø (MM)  
42

ARTICLE NUMBER(S)  
007-1965880



### SOFT LENS

TYPE  
for ARY | BO 45 | MOVE IN 45 | TULA micro

Ø (MM)  
42

ARTICLE NUMBER(S)  
007-1965980



### WALLWASHER LENS

TYPE  
for ARY | BO 45 | MOVE IN 45 | TULA micro

Ø (MM)  
42

ARTICLE NUMBER(S)  
007-1965780



# ARY rod suspended

canopy trim

049-5121517F 005-3522017 002-90732



Project / Type

Notes

Count / Date

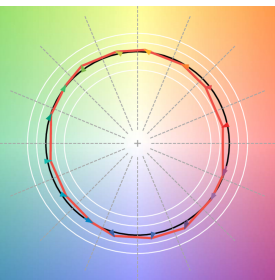
## Colour rendering



CRI/R<sub>a</sub> ≥ 91 R<sub>e</sub> ≥ 87 (3000 K)



## TM30 colour vector graphic



The black line represents the black body reference. The red line indicates the results of the test light source. The deviation from the test light source to the reference is shown and is marked by arrows. The shorter the arrows, the higher the color rendering.