

# SQUADRO 2 × 4 lamps wallwasher

trim


049-2041538B



Project / Type

Notes

Count / Date



### General

Ceiling | Recessed

jet black | RAL 9005 <sup>1</sup>

IP20

12100 lm

### LED

3000 K

CRI ≥ 80

L80 / 50000 h

initial MacAdam ≤ 3 SDCM

MR 0.58 | MDER 0.52

### Optical

shelf / wall floor washer

PstLM ≤ 1.0<sup>2 3 4 5</sup> | SVM ≤ 0.4<sup>2 3 4 5</sup>

### Electrical

DALI-2 | 2 DALI Addr.

PC2 | 220-240 V

system 101 W

system 120 lm/W <sup>6</sup>

### Physical

trim

length 290 mm | width 171 mm | height 78 mm

2.1 kg

### Cutout

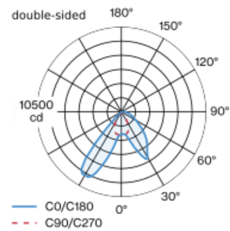
length 270 mm | width 152 mm

min. ceiling thickness 2 mm | max. ceiling thickness 25 mm

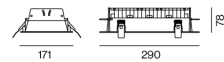
recessed depth 85 mm

Recessed ceiling spotlight in die cast aluminium with 2x4-lamp design; surface jet black powder coated; with wrap around edge; suitable for ceiling thickness of 2-25 mm; installation without tools using snap spring closure; heat sink integrated into luminaire geometry for optimum thermal management and passive cooling of LEDs; with COB (Chip on Board) technology for maximum efficiency; light colour 3000 K; binning initial MacAdam ≤ 3 SDCM; CRI ≥ 80; min. 80% of luminous flux after 50000 operating hours; energy efficient LEDs with high CRI; Aisle spotlight 1x shelf / 1x wall floor washer with special, multi-free-form, facet effect surface reflectors for high precision light control; precise shelf and aisle zone lighting, optimum longitudinal glare control for high viewing comfort in the aisle zone; adjustable light modules (tiltable +15° to -10°, maximum tilt range adjustable for one side); degree of protection IP20; IP 40 protection glass available as an accessory; accessories are listed separately; PC2; 220-240 V; incl. DALI-2 converter; light source replaceable by an authorized professional; control gear replaceable by an authorized professional;

### Light distribution



### Product drawing



<sup>1</sup> RAL code <sup>2</sup> double-sided <sup>3</sup> single sided shelf floor  
<sup>4</sup> single sided wall floor  
<sup>5</sup> Value of containing product at full load (undimmed)  
<sup>6</sup> incl. consideration of optical losses, internal control unit losses & operating device efficiency

### Installation instructions



### Lighting calculator

