

ARY rod suspended

canopy trimless

049-5121518F 005-3512017 002-90733



Project / Type

Notes

Count / Date



Decorative suspended luminaire in aluminium; surface jet black powder coated; height adjustable U-profile pendant rod suspension (jet black) 1500mm, feed in U-profile; passive cooling of the LEDs through improved heat sink geometry; with COB (Chip on Board) technology for maximum efficiency; no appearance of multiple shadows; light colour 3000 K; binning initial MacAdam ≤ 3 SDCM; CRI ≥ 90 ; min. 90% of luminous flux after 50000 operating hours; energy efficient LEDs with high CRI; good glare control through recessed light point level; incl. high quality lens system; precise radiation characteristic with 44° beam; degree of protection IP20; PC2; 220-240 V; canopy for trimless installation in plasterboard ceilings; suitable for ceiling thickness of 9-25 mm; special mounting tool for easy installation of the trimless housing available as an accessory; incl. DALI-2 converter; external converter for ceiling insertion; light source not replaceable; control gear replaceable by an authorized professional;

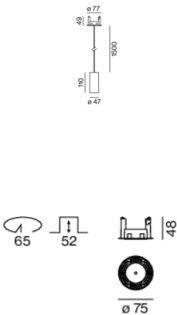
Light distribution



flood 44°

h (m)	E0° (lx)	ø (m)
1	1470	0.82
2	370	1.64
3	160	2.45
4	90	3.27
5	60	4.09

Product drawing



General

Ceiling | Suspended

jet black | RAL 9005

Canopy traffic white

IP20

791 lm

LED

3000 K

CRI ≥ 90

L90 / 50000 h

initial MacAdam ≤ 3 SDCM

R_g: 100 | R_f: 90 | R_{f(1-15)}: 87

MR 0.59 | MDER 0.54

Optical

flood | beam angle 44°

PstLM $\leq 1.0^1 2^3 4^1$ | SVM $\leq 0.4^1 2^3 4$

Electrical

DALI-2 | 1 DALI Addr.

PC2 | 220-240 V

system 11.2 W | fixture 8.4 W

fixture 94 lm/W⁵

18 Vf | 500 mA

Physical

rod 1500 mm

diameter 47 mm | height 110 mm

0.61 kg

Cutout

diameter 65 mm

min. ceiling thickness 9 mm | max. ceiling thickness 25 mm

recessed depth 130 mm

- ¹ oval lens BO 45 007-1965880
- ² wallwasher lens BO 45 007-1965780
- ³ soft lens BO 45 007-1965980
- ⁴ Value of containing product at full load (undimmed)
- ⁵ incl. consideration of optical losses & internal control unit losses

Installation instructions



Lighting calculator



ARY rod suspended

canopy trimless

049-5121518F 005-3512017 002-90733



Project / Type

Notes

Count / Date

Maintenance Factors

Operating Time [h]	10 000	20 000	30 000	40 000	50 000
LLMF	0.97	0.96	0.95	0.93	0.92
LSF	1	1	1	1	1

MF LMF × RSMF × LLMF × LSF
MF Maintenance Factor
LMF^a Luminaire Maintenance Factor

RSMF^a Room Surface Maintenance Factor
LLMF Lamp Lumens Maintenance Factor
LSF Lamp Survival Factor

^a According to "CIE 97, Maintenance of indoor electric lighting systems", 2005, ISBN 3-900-734-34-8. The values must be determined by the planner.

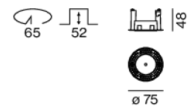

Circuit Breaker Types

Automatic Circuit Breaker Type	Number of Fixtures
B10	80
B13	104
B16	130
B20	162
C10	135
C13	175
C16	220
C20	270

Components

MOUNTING SET trimless

TYPE	COLOUR	Ø (MM)	ARTICLE NUMBER(S)
for installation in plasterboard ceilings	traffic white	75	005-3512017



POWER SUPPLY

L-W-H (MM)	ARTICLE NUMBER(S)
147-33-23	002-90733



Mounting accessories

RING ceiling mounted

COLOUR	Ø (MM)	ARTICLE NUMBER(S)
traffic white	50	050-0510217
jet black	50	050-0510218



[049-5121518F 005-3512017 002-90733] The technical data represent rated values for an ambient temperature of 25°C. The data values for the luminous flux are initially subject to a tolerance of +/- 10%, those for the electrical connected load are initially subject to a tolerance of +/- 10%, and those for the colour temperature are initially subject to a tolerance of +/- 150 K. No liability is assumed for typographical or printing errors. The general terms and conditions of XAL GmbH apply.

© XAL GmbH · Auer-Welsbach-Gasse 36 · 8055 Graz · Austria · www.xal.com

11.08.2025

2 / 4

ARY rod suspended

canopy trimless

049-5121518F 005-3512017 002-90733



Project / Type

Notes

Count / Date

Optional electrical accessories

DIN RAIL POWER SUPPLY

L-W-H (MM)
72-90-63

ARTICLE NUMBER(S)
005-6520210



DIN RAIL LED DRIVER

L-W-H (MM)
36-88-59

ARTICLE NUMBER(S)
005-6121030




Other accessories

SPECIAL MOUNTING TOOL

TYPE
for ARY | MOVE IN 45 | NOBA trimless | TULA

Ø (MM)
100

ARTICLE NUMBER(S)
063-8912110



Optical accessories

OVAL LENS

TYPE
for BO 45 | MOVE IN 45 | TULA micro

Ø (MM)
42

ARTICLE NUMBER(S)
007-1965880



SOFT LENS

TYPE
for ARY | BO 45 | MOVE IN 45 | TULA micro

Ø (MM)
42

ARTICLE NUMBER(S)
007-1965980



WALLWASHER LENS

TYPE
for ARY | BO 45 | MOVE IN 45 | TULA micro

Ø (MM)
42

ARTICLE NUMBER(S)
007-1965780



ARY rod suspended

canopy trimless

049-5121518F 005-3512017 002-90733



Project / Type

Notes

Count / Date

Colour rendering



CRI/R_a ≥ 91 R_e ≥ 87 (3000 K)



TM30 colour vector graphic



The black line represents the black body reference. The red line indicates the results of the test light source. The deviation from the test light source to the reference is shown and is marked by arrows. The shorter the arrows, the higher the color rendering.