

# SQUADRO 2 × 4 lamps wallwasher


trim  
049-2041637A



Project / Type

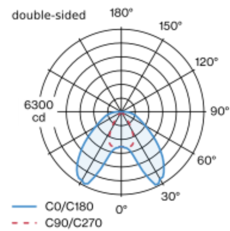
Notes

Count / Date

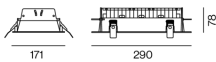


Recessed ceiling spotlight in die cast aluminium with 2x4-lamp design; surface white powder coated; with wrap around edge; suitable for ceiling thickness of 2-25 mm; installation without tools using snap spring closure; heat sink integrated into luminaire geometry for optimum thermal management and passive cooling of LEDs; with COB (Chip on Board) technology for maximum efficiency; light colour 4000 K; binning initial MacAdam  $\leq 3$  SDCM; CRI  $\geq 80$ ; min. 80% of luminous flux after 50000 operating hours; energy efficient LEDs with high CRI; aisle spotlight wall floor washer with special, multi-free-form, facet effect surface reflectors for high precision light control; precise shelf and aisle zone lighting, optimum longitudinal glare control for high viewing comfort in the aisle zone; adjustable light modules (tiltable  $+15^\circ$  to  $-10^\circ$ , maximum tilt range adjustable for one side); degree of protection IP20; IP 40 protection glass available as an accessory; accessories are listed separately; PC2; 220-240 V; incl. DALI-2 converter; light source replaceable by an authorized professional; control gear replaceable by an authorized professional;

## Light distribution



## Product drawing



## General

Ceiling | Recessed

white | RAL 9016 <sup>1</sup>

IP20

12900 lm

## LED

4000 K

CRI  $\geq 80$

L80 / 50000 h

initial MacAdam  $\leq 3$  SDCM

MR 0.74 | MDER 0.67

## Optical

wall floor washer

PstLM  $\leq 1.0$  <sup>2 3 4</sup> | SVM  $\leq 0.4$  <sup>2 3 4</sup>

## Electrical

DALI-2 | 2 DALI Addr.

PC2 | 220-240 V

system 101 W

system 128 lm/W <sup>5</sup>

## Physical

trim

length 290 mm | width 171 mm | height 78 mm

2.1 kg

## Cutout

length 270 mm | width 152 mm

min. ceiling thickness 2 mm | max. ceiling thickness 25 mm

recessed depth 85 mm

<sup>1</sup> RAL code <sup>2</sup> double-sided <sup>3</sup> single-sided  
<sup>4</sup> Value of containing product at full load (undimmed)  
<sup>5</sup> incl. consideration of optical losses, internal control unit losses & operating device efficiency

## Installation instructions



## Lighting calculator

