

ARY cable suspended canopy surface

049-511151XM 005-2602137



Project / Type

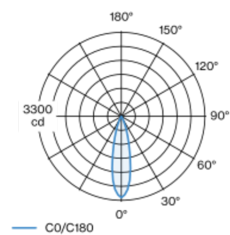
Notes

Count / Date



Decorative suspended luminaire in aluminium; surface special colours powder coated; pendant fitting with 1500mm suspension, incl. feed (special colours), can be individually shortened; shades available as accessory in RAL colours velvet beige, madeira brown, kingfisher grey, woodpecker olive, signal white or signal black; accessories are listed separately; passive cooling of the LEDs through improved heat sink geometry; with COB (Chip on Board) technology for maximum efficiency; no appearance of multiple shadows; light colour 3000 K; binning initial MacAdam ≤ 3 SDCM; CRI ≥ 90 ; min. 90% of luminous flux after 50000 operating hours; energy efficient LEDs with high CRI; good glare control through recessed light point level; incl. high quality lens system; precise radiation characteristic with 25° beam; degree of protection IP20; PC2; 220-240 V; light source not replaceable; control gear replaceable by an authorized professional;

Light distribution



| medium 25° | | |
|------------|----------------------|-------|
| h (m) | EO ¹ (lx) | ø (m) |
| 1 | 3200 | 0.44 |
| 2 | 800 | 0.89 |
| 3 | 360 | 1.33 |
| 4 | 200 | 1.78 |
| 5 | 130 | 2.22 |

Product drawing



General

Ceiling | Suspended

special colours

Canopy traffic white

IP20

739 lm

fixture 88 lm/W ¹

LED

3000 K

CRI ≥ 90

L90 / 50000 h

initial MacAdam ≤ 3 SDCM

R_g: 100 | R_f: 90 | R_{f(1-15)}: 87

MR 0.59 | MDER 0.54

Optical

medium | beam angle 25°

PstLM ≤ 1.0 ² | SVM ≤ 0.4 ²

Electrical

DALI-2 | 1 DALI Addr.

PC2 | 220-240 V

system 11.2 W | fixture 8.4 W

18 Vf | 500 mA

Physical

suspension 1500 mm

diameter 47 mm | height 110 mm

0.45 kg

¹ incl. consideration of optical losses & internal control unit losses
² Value of containing product at full load (undimmed)

Installation instructions



Lighting calculator



ARY cable suspended canopy surface

049-511151XM 005-2602137



Project / Type

Notes

Count / Date

Maintenance Factors

| Operating Time [h] | 10 000 | 20 000 | 30 000 | 40 000 | 50 000 |
|--------------------|--------|--------|--------|--------|--------|
| LLMF | 0.97 | 0.96 | 0.95 | 0.93 | 0.92 |
| LSF | 1 | 1 | 1 | 1 | 1 |

MF

LMF × RSMF × LLMF × LSF

MF

Maintenance Factor

LMF^a

Luminaire Maintenance Factor

RSMF^a

Room Surface Maintenance Factor

LLMF

Lamp Lumens Maintenance Factor

LSF

Lamp Survival Factor

^a According to "CIE 97, Maintenance of indoor electric lighting systems", 2005, ISBN 3-900-734-34-8. The values must be determined by the planner.

Components

CANOPY for cable suspension

| | | |
|---------------|--------|-------------------|
| COLOUR | Ø (MM) | ARTICLE NUMBER(S) |
| traffic white | 115 | 005-2602137 |



Mounting accessories

RING ceiling mounted

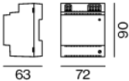
| | | |
|---------------|--------|-------------------|
| COLOUR | Ø (MM) | ARTICLE NUMBER(S) |
| traffic white | 50 | 050-0510217 |
| jet black | 50 | 050-0510218 |



Optional electrical accessories

DIN RAIL POWER SUPPLY

| | |
|------------|-------------------|
| L-W-H (MM) | ARTICLE NUMBER(S) |
| 72-90-63 | 005-6520210 |



DIN RAIL LED DRIVER

| | |
|------------|-------------------|
| L-W-H (MM) | ARTICLE NUMBER(S) |
| 36-88-59 | 005-6121030 |



ARY cable suspended canopy surface

049-511151XM 005-2602137



Project / Type

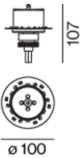
Notes

Count / Date

Other accessories

SPECIAL MOUNTING TOOL

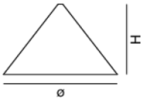
| TYPE | Ø (MM) | ARTICLE NUMBER(S) |
|---|--------|-------------------|
| for ARY MOVE IN 45 NOBA trimless TULA | 100 | 063-8912110 |



Optical accessories

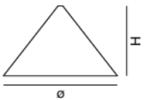
SHADE 300

| COLOUR | Ø (MM) | ARTICLE NUMBER(S) |
|------------------|--------|-------------------|
| signal black | 300 | 049-593311B |
| velvet beige | 300 | 049-593311C |
| woodpecker olive | 300 | 049-593311G |
| kingfisher grey | 300 | 049-593311L |
| madeira brown | 300 | 049-593311T |
| signal white | 300 | 049-593311W |



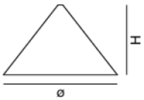
SHADE 400

| COLOUR | Ø (MM) | ARTICLE NUMBER(S) |
|------------------|--------|-------------------|
| signal black | 400 | 049-593411B |
| velvet beige | 400 | 049-593411C |
| woodpecker olive | 400 | 049-593411G |
| kingfisher grey | 400 | 049-593411L |
| madeira brown | 400 | 049-593411T |
| signal white | 400 | 049-593411W |



SHADE 500

| COLOUR | Ø (MM) | ARTICLE NUMBER(S) |
|------------------|--------|-------------------|
| signal black | 500 | 049-593511B |
| velvet beige | 500 | 049-593511C |
| woodpecker olive | 500 | 049-593511G |
| kingfisher grey | 500 | 049-593511L |
| madeira brown | 500 | 049-593511T |
| signal white | 500 | 049-593511W |



ARY cable suspended canopy surface

049-511151XM 005-2602137



Project / Type

Notes

Count / Date

Optical accessories

OVAL LENS

| | | |
|-------------------------------------|--------|-------------------|
| TYPE | Ø (MM) | ARTICLE NUMBER(S) |
| for BO 45 MOVE IN 45 TULA micro | 42 | 007-1965880 |



SOFT LENS

| | | |
|---|--------|-------------------|
| TYPE | Ø (MM) | ARTICLE NUMBER(S) |
| for ARY BO 45 MOVE IN 45 TULA micro | 42 | 007-1965980 |

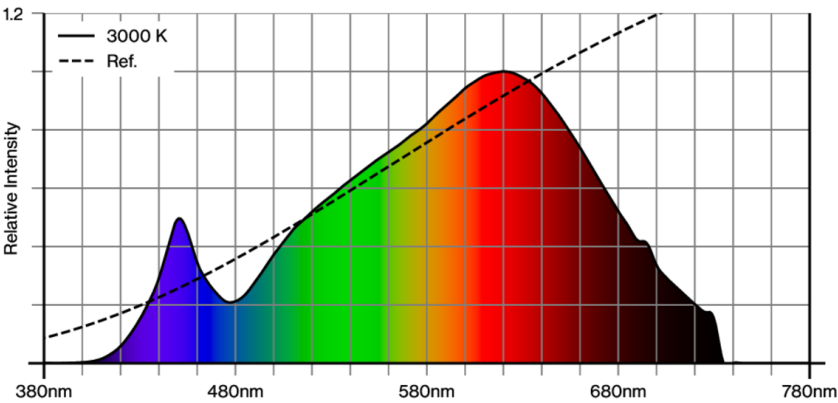


WALLWASHER LENS

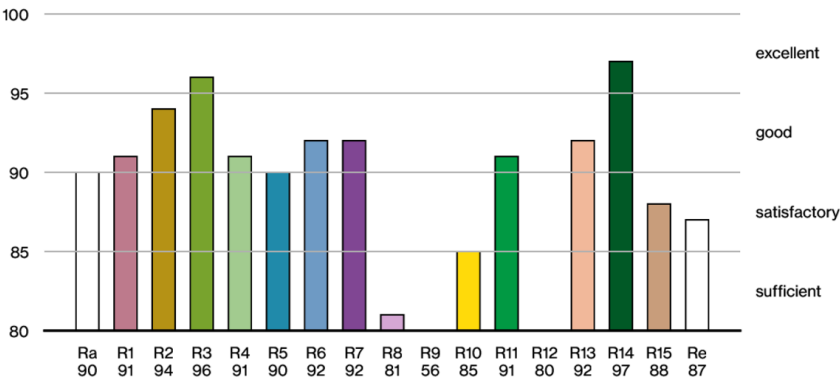
| | | |
|---|--------|-------------------|
| TYPE | Ø (MM) | ARTICLE NUMBER(S) |
| for ARY BO 45 MOVE IN 45 TULA micro | 42 | 007-1965780 |



Colour rendering



CRI/R_a ≥ 91 R_e ≥ 87 (3000 K)



[049-511151XM 005-2602137] The technical data represent rated values for an ambient temperature of 25°C. The data values for the luminous flux are initially subject to a tolerance of +/- 10%, those for the electrical connected load are initially subject to a tolerance of +/- 10%, and those for the colour temperature are initially subject to a tolerance of +/- 150 K. No liability is assumed for typographical or printing errors. The general terms and conditions of XAL GmbH apply.
© XAL GmbH · Auer-Welsbach-Gasse 36 · 8055 Graz · Austria · www.xal.com

ARY cable suspended canopy surface

049-511151XM 005-2602137

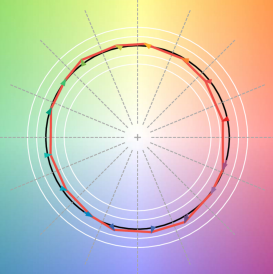


Project / Type

Notes

Count / Date

TM30 colour vector graphic



The black line represents the black body reference. The red line indicates the results of the test light source. The deviation from the test light source to the reference is shown and is marked by arrows. The shorter the arrows, the higher the color rendering.