

ARY adjustable rod suspended canopy surface


049-5131618F 005-2601118



Project / Type

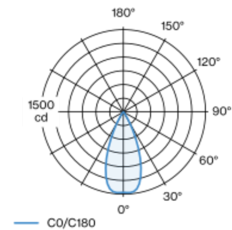
Notes

Count / Date



Decorative suspended luminaire in aluminium; surface jet black powder coated; height adjustable U-profile pendant rod suspension (jet black) 1500mm, feed in U-profile; spotlight head 265° rotatable and 90° tiltable; passive cooling of the LEDs through improved heat sink geometry; with COB (Chip on Board) technology for maximum efficiency; no appearance of multiple shadows; light colour 4000 K; binning initial MacAdam ≤ 3 SDCM; CRI ≥ 90; min. 90% of luminous flux after 50000 operating hours; energy efficient LEDs with high CRI; good glare control through recessed light point level; incl. high quality lens system; precise radiation characteristic with 44° beam; degree of protection IP20; PC2; 220-240 V; light source not replaceable; control gear replaceable by an authorized professional;

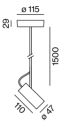
Light distribution



flood 44°

h (m)	EO° (lx)	ø (m)
1	1470	0.82
2	370	1.64
3	160	2.45
4	90	3.27
5	60	4.09

Product drawing



General

Ceiling | Suspended

tilt max 90°

rotation 265°

jet black | RAL 9005 ¹

Canopy jet black

IP20

791 lm

LED

4000 K

CRI ≥ 90

L90 / 50000 h

initial MacAdam ≤ 3 SDCM

R_g: 99 | R_r: 89 | R_{t(1-15)}: 87

MR 0.81 | MDER 0.73

Optical

flood | beam angle 44°

Electrical

non DIM

PC2 | 220-240 V

system 11.2 W | fixture 8.4 W

fixture 94 lm/W ²

18 Vf | 500 mA

Physical

rod 1500 mm

diameter 47 mm | height 110 mm

0.61 kg

¹ RAL code
² incl. consideration of optical losses & internal control unit losses

Installation instructions



Lighting calculator



ARY adjustable rod suspended canopy surface

049-5131618F 005-2601118



Project / Type

Notes

Count / Date

Maintenance Factors

Operating Time [h]	10 000	20 000	30 000	40 000	50 000
LLMF	0.97	0.96	0.95	0.93	0.92
LSF	1	1	1	1	1

MF	LMF × RSMF × LLMF × LSF	RSMF ^a	Room Surface Maintenance Factor
MF	Maintenance Factor	LLMF	Lamp Lumens Maintenance Factor
LMF ^a	Luminaire Maintenance Factor	LSF	Lamp Survival Factor

^a According to "CIE 97, Maintenance of indoor electric lighting systems", 2005, ISBN 3-900-734-34-8. The values must be determined by the planner.

Components

CANOPY

COLOUR	Ø (MM)	ARTICLE NUMBER(S)
jet black	115	005-2601118



Mounting accessories

RING CEILING MOUNTED

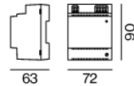
COLOUR	Ø (MM)	ARTICLE NUMBER(S)
traffic white	50	050-0510217
jet black	50	050-0510218



Optional electrical accessories

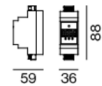
DIN RAIL POWER SUPPLY

L-W-H (MM)	ARTICLE NUMBER(S)
72-90-63	005-6520210



DIN RAIL LED DRIVER

TYPE	L-W-H (MM)	ARTICLE NUMBER(S)
2 × 42W 48V DC UOUT 10–40V	36-88-59	005-6121030



Other accessories

SPECIAL MOUNTING TOOL

TYPE	Ø (MM)	ARTICLE NUMBER(S)
necessary to install mounting housing trimless	100	063-8912110



ARY adjustable rod suspended canopy surface

049-5131618F 005-2601118



Project / Type

Notes

Count / Date

Optical accessories

OVAL LENS

Ø (MM)	ARTICLE NUMBER(S)
42	007-1965880



SOFT LENS

Ø (MM)	ARTICLE NUMBER(S)
42	007-1965980



WALLWASHER LENS

Ø (MM)	ARTICLE NUMBER(S)
42	007-1965780

