

# SPADO 150 round downlight

trim


049-31215370



Project / Type

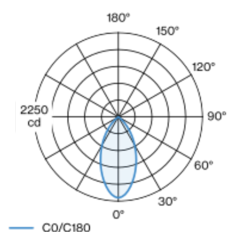
Notes

Count / Date

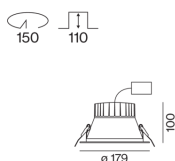


Round recessed spotlight in die-cast aluminium; surface white powder coated; with trim; suitable for ceiling thickness of 2-25 mm; installation without tools using snap spring closure; passive cooling of the LEDs through improved heat sink geometry; light colour 3000 K; binning initial MacAdam  $\leq 3$  SDCM; CRI  $\geq 80$ ; min. 80% of luminous flux after 50000 operating hours; energy efficient LEDs with high CRI; reflector made of polycarbonate, polished chrome; symmetric radiation characteristic with 52° beam; recessed luminaire plane; UGR  $\leq 19$ ; VDU compatible workplace luminaire according to DIN EN 12464-1; luminance above 65°  $\leq 1500$  cd/m<sup>2</sup>; degree of protection from below IP44 (from above IP20); PC2; 220-240 V; incl. DALI-2 converter; external converter for ceiling insertion, through-wiring suitable; operating device suitable for use with a central battery system; light source replaceable by an authorized professional; control gear replaceable by an authorized professional;

## Light distribution



## Product drawing



## General

Ceiling , Recessed

white , RAL 9016 <sup>1</sup>

front IP44 , back IP20

1810 lm

## LED

3000 K

CRI  $\geq 80$

L80 / 50000 h

initial MacAdam  $\leq 3$  SDCM

MR 0.54

MDER 0.49

## Optical

wide flood

beam angle 52°

UGR  $\leq 19$  ,  $\geq 65^\circ < 1500$  cd/m<sup>2</sup>

PstLM  $\leq 1.0$  <sup>2</sup>

SVM  $\leq 0.4$  <sup>2</sup>

## Electrical

DALI-2

220-240 V

system 16.4 W

system 110 lm/W<sup>3</sup>

PC2

1 DALI Addr.

## Physical

trim

diameter 179 mm

height 104 mm

0.8 kg

## Cutout

diameter 150 mm

min. ceiling thickness 2 mm

max. ceiling thickness 25 mm

recessed depth 110 mm

<sup>1</sup> RAL code <sup>2</sup> Value of containing product at full load (undimmed)

<sup>3</sup> incl. consideration of optical losses, internal control unit losses & operating device efficiency

## Installation instructions



## Lighting calculator

