

# ARY rod suspended canopy surface


049-512151XM 005-2601197



Project / Type

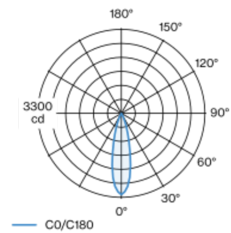
Notes

Count / Date



Decorative suspended luminaire in aluminium; surface special colours powder coated; height adjustable U-profile pendant rod suspension (special colours) 1500mm, feed in U-profile; passive cooling of the LEDs through improved heat sink geometry; with COB (Chip on Board) technology for maximum efficiency; no appearance of multiple shadows; light colour 3000 K; binning initial MacAdam  $\leq 3$  SDCM; CRI  $\geq 90$ ; min. 90% of luminous flux after 50000 operating hours; energy efficient LEDs with high CRI; good glare control through recessed light point level; incl. high quality lens system; precise radiation characteristic with 25° beam; degree of protection IP20; PC2; 220-240 V; light source not replaceable; control gear replaceable by an authorized professional;

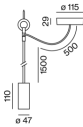
## Light distribution



medium 25°

h (m)	EO° (lx)	ø (m)
1	3200	0.44
2	800	0.89
3	360	1.33
4	200	1.78
5	130	2.22

## Product drawing



## General

Ceiling | Suspended

special colours

Canopy traffic white

IP20

739 lm

fixture 88 lm/W <sup>1</sup>

## LED

3000 K

CRI  $\geq 90$

L90 / 50000 h

initial MacAdam  $\leq 3$  SDCM

R<sub>g</sub>: 100 | R<sub>f</sub>: 90 | R<sub>(1-15)</sub>: 87

MR 0.59 | MDER 0.54

## Optical

medium | beam angle 25°

PstLM  $\leq 1.0$  <sup>2</sup> | SVM  $\leq 0.4$  <sup>2</sup>

## Electrical

Casambi

PC2 | 220-240 V

system 11.2 W | fixture 8.4 W

18 Vf | 500 mA

## Physical

rod 1500 mm

diameter 47 mm | height 110 mm

<sup>1</sup> incl. consideration of optical losses & internal control unit losses  
<sup>2</sup> Value of containing product at full load (undimmed)

## Installation instructions



## Lighting calculator



# ARY rod suspended canopy surface

049-512151XM 005-2601197



Project / Type

Notes

Count / Date

## Maintenance Factors

Operating Time [h]	10 000	20 000	30 000	40 000	50 000
LLMF	0.97	0.96	0.95	0.93	0.92
LSF	1	1	1	1	1
MF	LMF × RSMF × LLMF × LSF		RSMF <sup>a</sup>	Room Surface Maintenance Factor	
MF	Maintenance Factor		LLMF	Lamp Lumens Maintenance Factor	
LMF <sup>a</sup>	Luminaire Maintenance Factor		LSF	Lamp Survival Factor	

<sup>a</sup> According to "CIE 97, Maintenance of indoor electric lighting systems", 2005, ISBN 3-900-734-34-8. The values must be determined by the planner.

## Components

### CANOPY

COLOUR	Ø (MM)	ARTICLE NUMBER(S)
traffic white	115	005-2601197



## Mounting accessories

### RING CEILING MOUNTED

COLOUR	Ø (MM)	ARTICLE NUMBER(S)
traffic white	50	050-0510217
jet black	50	050-0510218



## Optional electrical accessories

### DIN RAIL POWER SUPPLY

L-W-H (MM)	ARTICLE NUMBER(S)
72-90-63	005-6520210



### DIN RAIL LED DRIVER

TYPE	L-W-H (MM)	ARTICLE NUMBER(S)
200 - 1050 mA   2 x 42W	36-88-59	005-6121030



## Other accessories

### SPECIAL MOUNTING TOOL

TYPE	Ø (MM)	ARTICLE NUMBER(S)
necessary to install mounting housing trimless	100	063-8912110



# ARY rod suspended canopy surface

049-512151XM 005-2601197



Project / Type

Notes

Count / Date

## Optical accessories

### OVAL LENS

Ø (MM)	ARTICLE NUMBER(S)
42	007-1965880



### SOFT LENS

Ø (MM)	ARTICLE NUMBER(S)
42	007-1965980



### WALLWASHER LENS

Ø (MM)	ARTICLE NUMBER(S)
42	007-1965780

