

ARY adjustable rod suspended canopy surface

049-513161XF 005-2601198



Project / Type

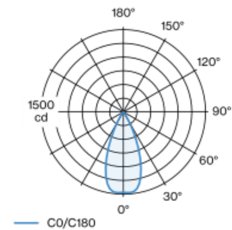
Notes

Count / Date



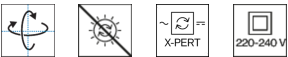
Decorative suspended luminaire in aluminium; surface special colours powder coated; height adjustable U-profile pendant rod suspension (special colours) 1500mm, feed in U-profile; spotlight head 265° rotatable and 90° tiltable; passive cooling of the LEDs through improved heat sink geometry; with COB (Chip on Board) technology for maximum efficiency; no appearance of multiple shadows; light colour 4000 K; binning initial MacAdam ≤ 3 SDCM; CRI ≥ 90; min. 90% of luminous flux after 50000 operating hours; energy efficient LEDs with high CRI; good glare control through recessed light point level; incl. high quality lens system; precise radiation characteristic with 44° beam; degree of protection IP20; PC2; 220-240 V; light source not replaceable; control gear replaceable by an authorized professional;

Light distribution



| h (m) | E0° (lx) | ø (m) |
|-------|----------|-------|
| 1 | 1470 | 0.82 |
| 2 | 370 | 1.64 |
| 3 | 160 | 2.45 |
| 4 | 90 | 3.27 |
| 5 | 60 | 4.09 |

Product drawing



General

Ceiling | Suspended

tilt max 90°

rotation 265°

special colours

Canopy jet black

IP20

791 lm

LED

4000 K

CRI ≥ 90

L90 / 50000 h

initial MacAdam ≤ 3 SDCM

R_g: 99 | R_r: 89 | R_{t(1-15)}: 87

MR 0.81 | MDER 0.73

Optical

flood | beam angle 44°

PstLM ≤ 1.0¹ 2³ 4¹ | SVM ≤ 0.4¹ 2³ 4

Electrical

Casambi

PC2 | 220-240 V

system 11.2 W | fixture 8.4 W

fixture 94 lm/W⁵

18 Vf | 500 mA

Physical

rod 1500 mm

diameter 47 mm | height 110 mm

0.63 kg

¹ soft lens BO 45 007-1965980 ² oval lens BO 45 007-1965880
³ wallwasher lens BO 45 007-1965780
⁴ Value of containing product at full load (undimmed)
⁵ incl. consideration of optical losses & internal control unit losses

Installation instructions



Lighting calculator



ARY adjustable rod suspended canopy surface

049-513161XF 005-2601198



Project / Type

Notes

Count / Date

Maintenance Factors

| Operating Time [h] | 10 000 | 20 000 | 30 000 | 40 000 | 50 000 |
|--------------------|--------|--------|--------|--------|--------|
| LLMF | 0.97 | 0.96 | 0.95 | 0.93 | 0.92 |
| LSF | 1 | 1 | 1 | 1 | 1 |

| | | | |
|------------------|------------------------------|-------------------|---------------------------------|
| MF | LMF × RSMF × LLMF × LSF | RSMF ^a | Room Surface Maintenance Factor |
| MF | Maintenance Factor | LLMF | Lamp Lumens Maintenance Factor |
| LMF ^a | Luminaire Maintenance Factor | LSF | Lamp Survival Factor |

^a According to "CIE 97, Maintenance of indoor electric lighting systems", 2005, ISBN 3-900-734-34-8. The values must be determined by the planner.

Components

CANOPY for rod suspension

| | | |
|-----------|--------|-------------------|
| COLOUR | Ø (MM) | ARTICLE NUMBER(S) |
| jet black | 115 | 005-2601198 |



Mounting accessories

RING ceiling mounted

| | | |
|---------------|--------|-------------------|
| COLOUR | Ø (MM) | ARTICLE NUMBER(S) |
| traffic white | 50 | 050-0510217 |
| jet black | 50 | 050-0510218 |



Optional electrical accessories

DIN RAIL POWER SUPPLY

| | |
|------------|-------------------|
| L-W-H (MM) | ARTICLE NUMBER(S) |
| 72-90-63 | 005-6520210 |



DIN RAIL LED DRIVER

| | |
|------------|-------------------|
| L-W-H (MM) | ARTICLE NUMBER(S) |
| 36-88-59 | 005-6121030 |



ARY adjustable rod suspended canopy surface

049-513161XF 005-2601198



Project / Type

Notes

Count / Date

Other accessories

SPECIAL MOUNTING TOOL

| TYPE | Ø (MM) | ARTICLE NUMBER(S) |
|---|--------|-------------------|
| for ARY MOVE IN 45 NOBA trimless TULA | 100 | 063-8912110 |



Optical accessories

OVAL LENS

| TYPE | Ø (MM) | ARTICLE NUMBER(S) |
|-------------------------------------|--------|-------------------|
| for BO 45 MOVE IN 45 TULA micro | 42 | 007-1965880 |



SOFT LENS

| TYPE | Ø (MM) | ARTICLE NUMBER(S) |
|---|--------|-------------------|
| for ARY BO 45 MOVE IN 45 TULA micro | 42 | 007-1965980 |

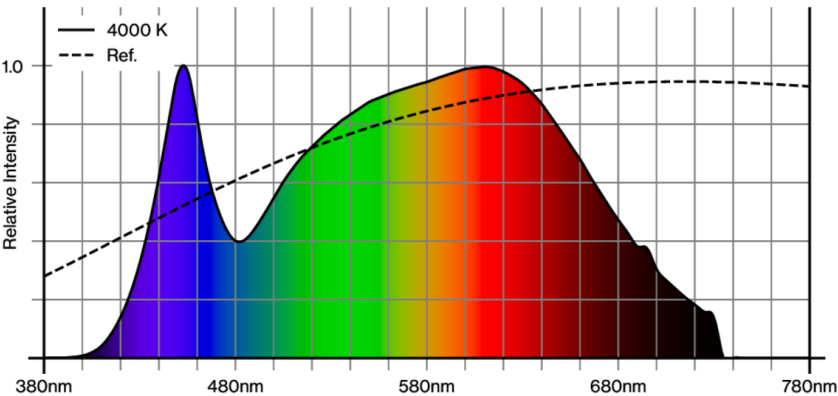


WALLWASHER LENS

| TYPE | Ø (MM) | ARTICLE NUMBER(S) |
|---|--------|-------------------|
| for ARY BO 45 MOVE IN 45 TULA micro | 42 | 007-1965780 |



Colour rendering



ARY adjustable rod suspended canopy surface

049-513161XF 005-2601198

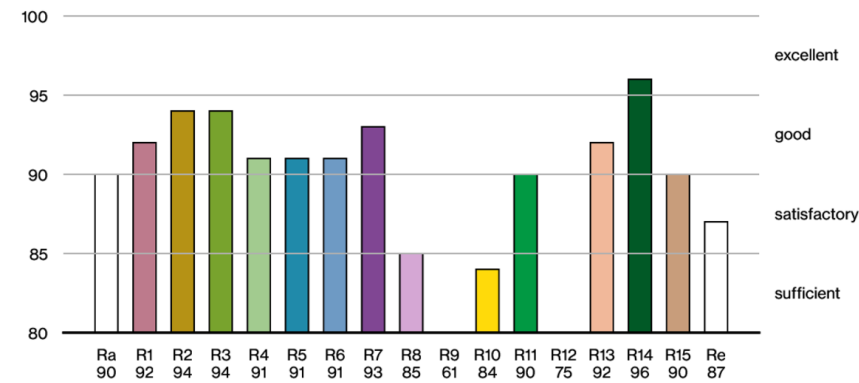


Project / Type

Notes

Count / Date

CRI/R_a ≥ 91 R_e ≥ 87 (4000 K)



TM30 colour vector graphic



The black line represents the black body reference. The red line indicates the results of the test light source. The deviation from the test light source to the reference is shown and is marked by arrows. The shorter the arrows, the higher the color rendering.

