

ARY rod suspended canopy surface

049-5221417F 005-2602197



Project / Type

Notes

Count / Date



Decorative suspended luminaire in aluminium; surface traffic white powder coated; height adjustable U-profile pendant rod suspension (traffic white) 1500mm, feed 2000mm (1500mm in U-profile), incl. ceiling mounting ring + hook (traffic white) for multiple positioning of the luminaire in the room; passive cooling of the LEDs through improved heat sink geometry; with COB (Chip on Board) technology for maximum efficiency; no appearance of multiple shadows; light colour 2700 K; binning initial MacAdam ≤ 3 SDCM; CRI ≥ 90 ; min. 90% of luminous flux after 50000 operating hours; energy efficient LEDs with high CRI; good glare control through recessed light point level; incl. high quality lens system; precise radiation characteristic with 44° beam; degree of protection IP20; PC2; 220-240 V; light source not replaceable; control gear replaceable by an authorized professional;



General

Ceiling | Suspended

traffic white | RAL 9016

Canopy traffic white

IP20

688 lm

LED

2700 K

CRI ≥ 90

L90 / 50000 h

initial MacAdam ≤ 3 SDCM

R_g: 99 | R_f: 91 | R_{h-15}: 89

MR 0.54 | MDER 0.49

Optical

flood | beam angle 44°

PstLM ≤ 1.0 ^{1 2 3 4} | SVM ≤ 0.4 ^{1 2 3 4}

Electrical

Casambi

PC2 | 220-240 V

system 11.2 W | fixture 8.4 W

fixture 82 lm/W⁵

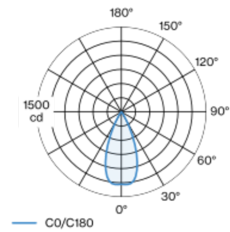
18 Vf | 500 mA

Physical

rod 1500 mm with hook

diameter 47 mm | height 110 mm

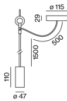
Light distribution



flood 44°

h (m)	E0° (lx)	ø (m)
1	1280	0.82
2	320	1.64
3	140	2.45
4	80	3.27
5	50	4.09

Product drawing



¹ soft lens BO 45 007-1965980 ² oval lens BO 45 007-1965880
³ wallwasher lens BO 45 007-1965780
⁴ Value of containing product at full load (undimmed)
⁵ incl. consideration of optical losses & internal control unit losses

Installation instructions



Lighting calculator



ARY rod suspended canopy surface

049-5221417F 005-2602197



Project / Type

Notes

Count / Date

Maintenance Factors

Operating Time [h]	10 000	20 000	30 000	40 000	50 000
LLMF	0.97	0.96	0.95	0.93	0.92
LSF	1	1	1	1	1

MF

LMF × RSMF × LLMF × LSF

MF

Maintenance Factor

LMF^a

Luminaire Maintenance Factor

RSMF^a

Room Surface Maintenance Factor

LLMF

Lamp Lumens Maintenance Factor

LSF

Lamp Survival Factor

^a According to "CIE 97, Maintenance of indoor electric lighting systems", 2005, ISBN 3-900-734-34-8. The values must be determined by the planner.

Components

CANOPY for cable suspension

COLOUR	Ø (MM)	ARTICLE NUMBER(S)
traffic white	115	005-2602197



Mounting accessories

RING ceiling mounted

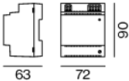
COLOUR	Ø (MM)	ARTICLE NUMBER(S)
traffic white	50	050-0510217
jet black	50	050-0510218



Optional electrical accessories

DIN RAIL POWER SUPPLY

L-W-H (MM)	ARTICLE NUMBER(S)
72-90-63	005-6520210



DIN RAIL LED DRIVER

L-W-H (MM)	ARTICLE NUMBER(S)
36-88-59	005-6121030



ARY rod suspended canopy surface

049-5221417F 005-2602197



Project / Type

Notes

Count / Date

Other accessories

SPECIAL MOUNTING TOOL

TYPE	Ø (MM)	ARTICLE NUMBER(S)
for ARY MOVE IN 45 NOBA trimless TULA	100	063-8912110



Optical accessories

OVAL LENS

TYPE	Ø (MM)	ARTICLE NUMBER(S)
for BO 45 MOVE IN 45 TULA micro	42	007-1965880



SOFT LENS

TYPE	Ø (MM)	ARTICLE NUMBER(S)
for ARY BO 45 MOVE IN 45 TULA micro	42	007-1965980

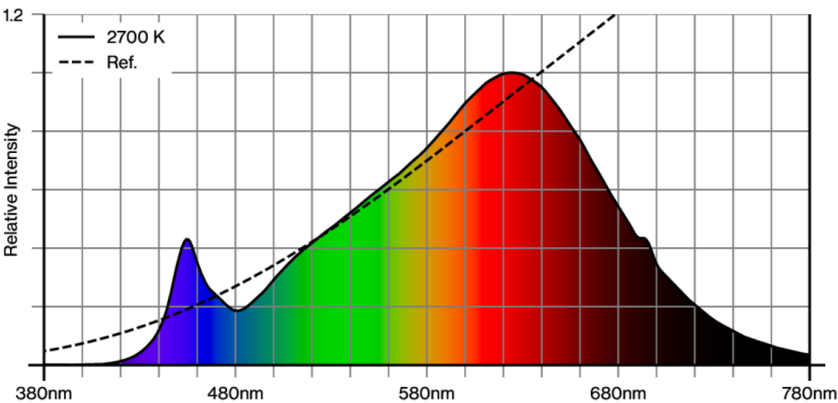


WALLWASHER LENS

TYPE	Ø (MM)	ARTICLE NUMBER(S)
for ARY BO 45 MOVE IN 45 TULA micro	42	007-1965780



Colour rendering



[‘049-5221417F 005-2602197’] The technical data represent rated values for an ambient temperature of 25°C. The data values for the luminous flux are initially subject to a tolerance of +/- 10%, those for the electrical connected load are initially subject to a tolerance of +/- 10%, and those for the colour temperature are initially subject to a tolerance of +/- 150 K. No liability is assumed for typographical or printing errors. The general terms and conditions of XAL GmbH apply.
© XAL GmbH · Auer-Welsbach-Gasse 36 · 8055 Graz · Austria · www.xal.com

ARY rod suspended canopy surface

049-5221417F 005-2602197

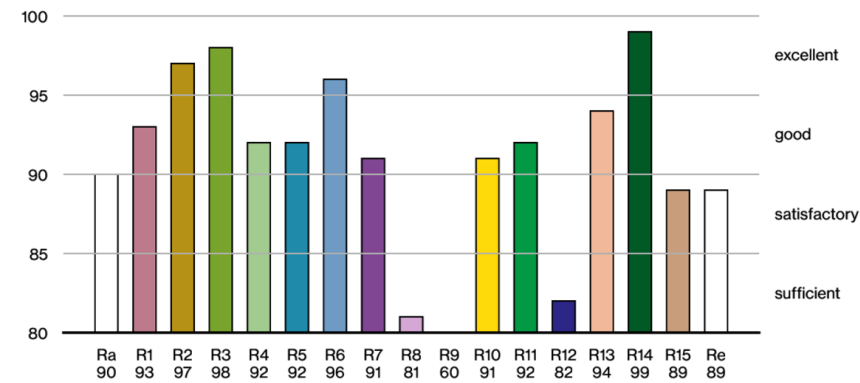


Project / Type

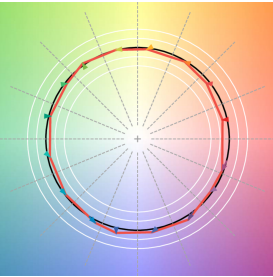
Notes

Count / Date

CRI/R_a ≥ 92 R_e ≥ 89 (2700 K)



TM30 colour vector graphic



The black line represents the black body reference. The red line indicates the results of the test light source. The deviation from the test light source to the reference is shown and is marked by arrows. The shorter the arrows, the higher the color rendering.