

# ARY rod suspended canopy surface


049-512141XF 005-2601197



Project / Type

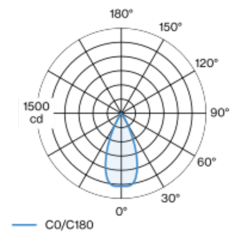
Notes

Count / Date



Decorative suspended luminaire in aluminium; surface special colours powder coated; height adjustable U-profile pendant rod suspension (special colours) 1500mm, feed in U-profile; passive cooling of the LEDs through improved heat sink geometry; with COB (Chip on Board) technology for maximum efficiency; no appearance of multiple shadows; light colour 2700 K; binning initial MacAdam  $\leq 3$  SDCM; CRI  $\geq 90$ ; min. 90% of luminous flux after 50000 operating hours; energy efficient LEDs with high CRI; good glare control through recessed light point level; incl. high quality lens system; precise radiation characteristic with 44° beam; degree of protection IP20; PC2; 220-240 V; light source not replaceable; control gear replaceable by an authorized professional;

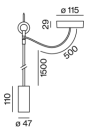
## Light distribution



flood 44°

| h (m) | EO° (lx) | ø (m) |
|-------|----------|-------|
| 1     | 1280     | 0.82  |
| 2     | 320      | 1.64  |
| 3     | 140      | 2.45  |
| 4     | 80       | 3.27  |
| 5     | 50       | 4.09  |

## Product drawing



## General

Ceiling | Suspended

special colours

Canopy traffic white

IP20

688 lm

## LED

2700 K

CRI  $\geq 90$

L90 / 50000 h

initial MacAdam  $\leq 3$  SDCM

R<sub>g</sub>: 99 | R<sub>r</sub>: 91 | R<sub>ft-15</sub>: 89

MR 0.54 | MDER 0.49

## Optical

flood | beam angle 44°

PstLM  $\leq 1.0$ <sup>1 2 3 4</sup> | SVM  $\leq 0.4$ <sup>1 2 3 4</sup>

## Electrical

Casambi

PC2 | 220-240 V

system 11.2 W | fixture 8.4 W

fixture 82 lm/W<sup>5</sup>

18 Vf | 500 mA

## Physical

rod 1500 mm

diameter 47 mm | height 110 mm

<sup>1</sup> soft lens BO 45 007-1965980 <sup>2</sup> oval lens BO 45 007-1965880  
<sup>3</sup> wallwasher lens BO 45 007-1965780  
<sup>4</sup> Value of containing product at full load (undimmed)  
<sup>5</sup> incl. consideration of optical losses & internal control unit losses

## Installation instructions



## Lighting calculator



# ARY rod suspended canopy surface

049-512141XF 005-2601197



Project / Type

Notes

Count / Date

## Maintenance Factors

| Operating Time [h] | 10 000 | 20 000 | 30 000 | 40 000 | 50 000 |
|--------------------|--------|--------|--------|--------|--------|
| LLMF               | 0.97   | 0.96   | 0.95   | 0.93   | 0.92   |
| LSF                | 1      | 1      | 1      | 1      | 1      |

|                  |                              |                   |                                 |
|------------------|------------------------------|-------------------|---------------------------------|
| MF               | LMF × RSMF × LLMF × LSF      | RSMF <sup>a</sup> | Room Surface Maintenance Factor |
| MF               | Maintenance Factor           | LLMF              | Lamp Lumens Maintenance Factor  |
| LMF <sup>a</sup> | Luminaire Maintenance Factor | LSF               | Lamp Survival Factor            |

<sup>a</sup> According to "CIE 97, Maintenance of indoor electric lighting systems", 2005, ISBN 3-900-734-34-8. The values must be determined by the planner.

## Components

### CANOPY

|               |        |                   |
|---------------|--------|-------------------|
| COLOUR        | Ø (MM) | ARTICLE NUMBER(S) |
| traffic white | 115    | 005-2601197       |



## Mounting accessories

### RING CEILING MOUNTED

|               |        |                   |
|---------------|--------|-------------------|
| COLOUR        | Ø (MM) | ARTICLE NUMBER(S) |
| traffic white | 50     | 050-0510217       |
| jet black     | 50     | 050-0510218       |



## Optional electrical accessories

### DIN RAIL POWER SUPPLY

|            |                   |
|------------|-------------------|
| L-W-H (MM) | ARTICLE NUMBER(S) |
| 72-90-63   | 005-6520210       |



### DIN RAIL LED DRIVER

|                         |            |                   |
|-------------------------|------------|-------------------|
| TYPE                    | L-W-H (MM) | ARTICLE NUMBER(S) |
| 200 - 1050 mA   2 x 42W | 36-88-59   | 005-6121030       |



## Other accessories

### SPECIAL MOUNTING TOOL

|  |        |                   |
|--|--------|-------------------|
| TYPE   | Ø (MM) | ARTICLE NUMBER(S) |
| necessary to install mounting housing trimless | 100    | 063-8912110       |



# ARY rod suspended canopy surface

049-512141XF 005-2601197



Project / Type

Notes

Count / Date

## Optical accessories

### OVAL LENS

|        |                   |
|--------|-------------------|
| Ø (MM) | ARTICLE NUMBER(S) |
| 42     | 007-1965880       |



### SOFT LENS

|        |                   |
|--------|-------------------|
| Ø (MM) | ARTICLE NUMBER(S) |
| 42     | 007-1965980       |



### WALLWASHER LENS

|        |                   |
|--------|-------------------|
| Ø (MM) | ARTICLE NUMBER(S) |
| 42     | 007-1965780       |

