

ARY rod suspended

canopy trim

049-512141XF 005-3522018 002-90732



Project / Type

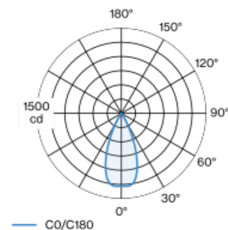
Notes

Count / Date



Decorative suspended luminaire in aluminium; surface special colours powder coated; height adjustable U-profile pendant rod suspension (special colours) 1500mm, feed in U-profile; passive cooling of the LEDs through improved heat sink geometry; with COB (Chip on Board) technology for maximum efficiency; no appearance of multiple shadows; light colour 2700 K; binning initial MacAdam ≤ 3 SDCM; CRI ≥ 90 ; min. 90% of luminous flux after 50000 operating hours; energy efficient LEDs with high CRI; good glare control through recessed light point level; incl. high quality lens system; precise radiation characteristic with 44° beam; degree of protection IP20; PC2; 220-240 V; ceiling recessed canopy with trim jet black; suitable for ceiling thickness of 2-25 mm; incl. converter, non dimmable; external converter for ceiling insertion; light source not replaceable; control gear replaceable by an authorized professional;

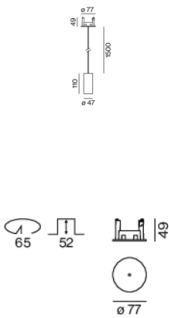
Light distribution



flood 44°

h (m)	E0° (lx)	ø (m)
1	1280	0.82
2	320	1.64
3	140	2.45
4	80	3.27
5	50	4.09

Product drawing



General

Ceiling | Suspended

special colours

Canopy jet black

IP20

688 lm

LED

2700 K

CRI ≥ 90

L90 / 50000 h

initial MacAdam ≤ 3 SDCM

R_g: 99 | R_f: 91 | R_(f-15): 89

MR 0.54 | MDER 0.49

Optical

flood | beam angle 44°

PstLM ≤ 1.0 ^{1 2 3 4} | SVM ≤ 0.4 ^{1 2 3 4}

Electrical

non DIM

PC2 | 220-240 V

system 11.2 W | fixture 8.4 W

fixture 82 lm/W⁵

18 Vf | 500 mA

Physical

rod 1500 mm

diameter 47 mm | height 110 mm

0.62 kg

Cutout

diameter 65 mm

min. ceiling thickness 2 mm | max. ceiling thickness 25 mm

recessed depth 70 mm

¹ wallwasher lens BO 45 007-1965780
² soft lens BO 45 007-1965980 ³ oval lens BO 45 007-1965880
⁴ Value of containing product at full load (undimmed)
⁵ incl. consideration of optical losses & internal control unit losses

Installation instructions



Lighting calculator



ARY rod suspended

canopy trim

049-512141XF 005-3522018 002-90732



Project / Type

Notes

Count / Date

Maintenance Factors

Operating Time [h]	10 000	20 000	30 000	40 000	50 000
LLMF	0.97	0.96	0.95	0.93	0.92
LSF	1	1	1	1	1

MF LMF × RSMF × LLMF × LSF
MF Maintenance Factor
LMF^a Luminaire Maintenance Factor

RSMF^a Room Surface Maintenance Factor
LLMF Lamp Lumens Maintenance Factor
LSF Lamp Survival Factor

^a According to "CIE 97, Maintenance of indoor electric lighting systems", 2005, ISBN 3-900-734-34-8. The values must be determined by the planner.

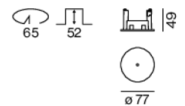
Circuit Breaker Types

Automatic Circuit Breaker Type	Number of Fixtures
B10	57
B13	75
B16	92
B20	115
C10	57
C13	75
C16	92
C20	115

Components

MOUNTING SET with trim

TYPE	COLOUR	Ø (MM)	ARTICLE NUMBER(S)
for installation in ceilings	jet black	77	005-3522018



POWER SUPPLY

L-W-H (MM)	ARTICLE NUMBER(S)
65-39-20	002-90732



Mounting accessories

RING ceiling mounted

COLOUR	Ø (MM)	ARTICLE NUMBER(S)
traffic white	50	050-0510217
jet black	50	050-0510218



[049-512141XF 005-3522018 002-90732] The technical data represent rated values for an ambient temperature of 25°C. The data values for the luminous flux are initially subject to a tolerance of +/- 10%, those for the electrical connected load are initially subject to a tolerance of +/- 10%, and those for the colour temperature are initially subject to a tolerance of +/- 150 K. No liability is assumed for typographical or printing errors. The general terms and conditions of XAL GmbH apply.

© XAL GmbH · Auer-Welsbach-Gasse 36 · 8055 Graz · Austria · www.xal.com

11.08.2025

2 / 4

ARY rod suspended

canopy trim

049-512141XF 005-3522018 002-90732



Project / Type

Notes

Count / Date

Optional electrical accessories

DIN RAIL POWER SUPPLY

L-W-H (MM)
72-90-63

ARTICLE NUMBER(S)
005-6520210



DIN RAIL LED DRIVER

L-W-H (MM)
36-88-59

ARTICLE NUMBER(S)
005-6121030




Other accessories

SPECIAL MOUNTING TOOL

TYPE
for ARY | MOVE IN 45 | NOBA trimless | TULA

Ø (MM)
100

ARTICLE NUMBER(S)
063-8912110



Optical accessories

OVAL LENS

TYPE
for BO 45 | MOVE IN 45 | TULA micro

Ø (MM)
42

ARTICLE NUMBER(S)
007-1965880



SOFT LENS

TYPE
for ARY | BO 45 | MOVE IN 45 | TULA micro

Ø (MM)
42

ARTICLE NUMBER(S)
007-1965980



WALLWASHER LENS

TYPE
for ARY | BO 45 | MOVE IN 45 | TULA micro

Ø (MM)
42

ARTICLE NUMBER(S)
007-1965780



ARY rod suspended

canopy trim

049-512141XF 005-3522018 002-90732

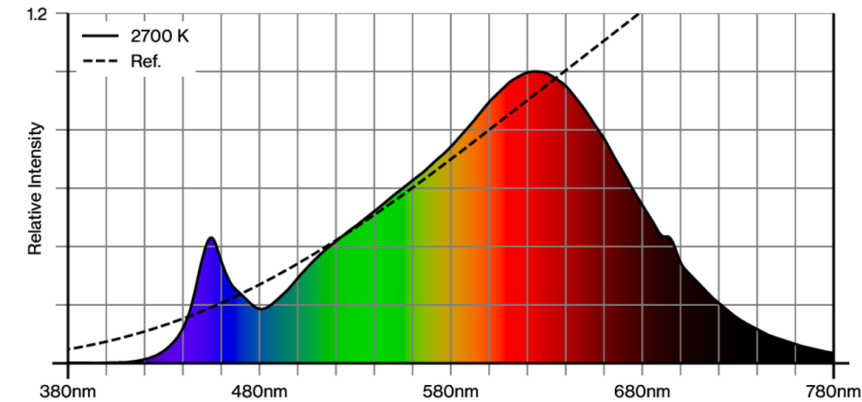


Project / Type

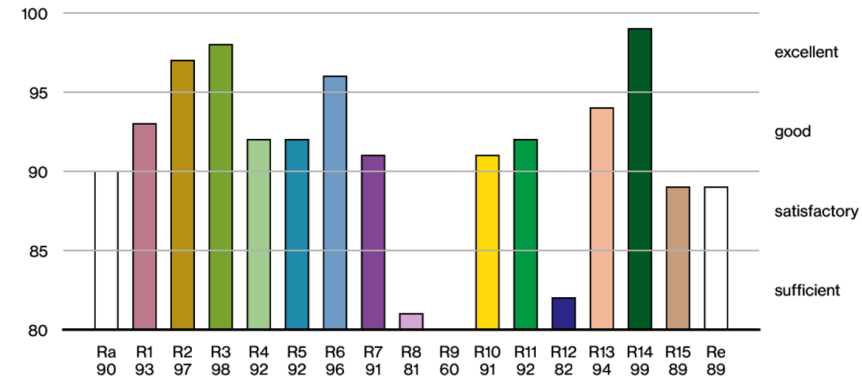
Notes

Count / Date

Colour rendering



CRI/R_a ≥ 92 R_e ≥ 89 (2700 K)



TM30 colour vector graphic



The black line represents the black body reference. The red line indicates the results of the test light source. The deviation from the test light source to the reference is shown and is marked by arrows. The shorter the arrows, the higher the color rendering.

