

ARY adjustable rod suspended canopy surface

049-5131418M 005-2601138



Project / Type

Notes

Count / Date



General

Ceiling | Suspended

tilt max 90°

rotation 265°

jet black | RAL 9005 ¹

Canopy jet black

IP20

642 lm

LED

2700 K

CRI ≥ 90

L90 / 50000 h

initial MacAdam ≤ 3 SDCM

R_g: 99 | R_r: 91 | R₍₁₋₁₅₎: 89

MR 0.54 | MDER 0.49

Optical

medium | beam angle 25°

PstLM ≤ 1.0² 3 4 5 | SVM ≤ 0.4² 3 4 5

Electrical

DALI-2 | 1 DALI Addr.

PC2 | 220-240 V

system 11.2 W | fixture 8.4 W

fixture 76 lm/W ⁶

18 Vf | 500 mA

Physical

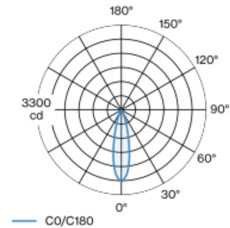
rod 1500 mm

diameter 47 mm | height 110 mm

0.62 kg

Decorative suspended luminaire in aluminium; surface jet black powder coated; height adjustable U-profile pendant rod suspension (jet black) 1500mm, feed in U-profile; spotlight head 265° rotatable and 90° tiltable; passive cooling of the LEDs through improved heat sink geometry; with COB (Chip on Board) technology for maximum efficiency; no appearance of multiple shadows; light colour 2700 K; binning initial MacAdam ≤ 3 SDCM; CRI ≥ 90; min. 90% of luminous flux after 50000 operating hours; energy efficient LEDs with high CRI; good glare control through recessed light point level; incl. high quality lens system; precise radiation characteristic with 25° beam; degree of protection IP20; PC2; 220-240 V; light source not replaceable; control gear replaceable by an authorized professional;

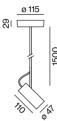
Light distribution



medium 25°

h (m)	EO° (lx)	ø (m)
1	2780	0.44
2	690	0.89
3	310	1.33
4	170	1.78
5	110	2.22

Product drawing



¹ RAL code ² soft lens BO 45 007-1965980

³ wallwasher lens BO 45 007-1965780

⁴ oval lens BO 45 007-1965880

⁵ Value of containing product at full load (undimmed)

⁶ incl. consideration of optical losses & internal control unit losses

Installation instructions



Lighting calculator



ARY adjustable rod suspended canopy surface

049-5131418M 005-2601138



Project / Type

Notes

Count / Date

Maintenance Factors

Operating Time [h]	10 000	20 000	30 000	40 000	50 000
LLMF	0.97	0.96	0.95	0.93	0.92
LSF	1	1	1	1	1

MF

LMF × RSMF × LLMF × LSF

MF

Maintenance Factor

LMF^a

Luminaire Maintenance Factor

RSMF^a

Room Surface Maintenance Factor

LLMF

Lamp Lumens Maintenance Factor

LSF

Lamp Survival Factor

^a According to "CIE 97, Maintenance of indoor electric lighting systems", 2005, ISBN 3-900-734-34-8. The values must be determined by the planner.

Components

CANOPY

COLOUR	Ø (MM)	ARTICLE NUMBER(S)
jet black	115	005-2601138



Mounting accessories

RING CEILING MOUNTED

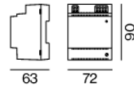
COLOUR	Ø (MM)	ARTICLE NUMBER(S)
traffic white	50	050-0510217
jet black	50	050-0510218



Optional electrical accessories

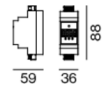
DIN RAIL POWER SUPPLY

L-W-H (MM)	ARTICLE NUMBER(S)
72-90-63	005-6520210



DIN RAIL LED DRIVER

TYPE	L-W-H (MM)	ARTICLE NUMBER(S)
2 × 42W 48V DC UOUT 10–40V	36-88-59	005-6121030



Other accessories

SPECIAL MOUNTING TOOL

TYPE	Ø (MM)	ARTICLE NUMBER(S)
necessary to install mounting housing trimless	100	063-8912110



ARY adjustable rod suspended canopy surface

049-5131418M 005-2601138



Project / Type

Notes

Count / Date

Optical accessories

OVAL LENS

Ø (MM)	ARTICLE NUMBER(S)
42	007-1965880



SOFT LENS

Ø (MM)	ARTICLE NUMBER(S)
42	007-1965980



WALLWASHER LENS

Ø (MM)	ARTICLE NUMBER(S)
42	007-1965780

