

ARY rod suspended

canopy trimless

049-5221517M 005-3511017 002-90732



Project / Type

Notes

Count / Date



Decorative suspended luminaire in aluminium; surface traffic white powder coated; height adjustable U-profile pendant rod suspension (traffic white) 1500mm, feed 2000mm (1500mm in U-profile), incl. ceiling mounting ring + hook (traffic white) for multiple positioning of the luminaire in the room; passive cooling of the LEDs through improved heat sink geometry; with COB (Chip on Board) technology for maximum efficiency; no appearance of multiple shadows; light colour 3000 K; binning initial MacAdam ≤ 3 SDCM; CRI ≥ 90 ; min. 90% of luminous flux after 50000 operating hours; energy efficient LEDs with high CRI; good glare control through recessed light point level; incl. high quality lens system; precise radiation characteristic with 25° beam; degree of protection IP20; PC2; 220-240 V; canopy for trimless installation in plasterboard ceilings; suitable for ceiling thickness of 9-25 mm; special mounting tool for easy installation of the trimless housing available as an accessory; incl. converter, non dimmable; external converter for ceiling insertion; light source not replaceable; control gear replaceable by an authorized professional;

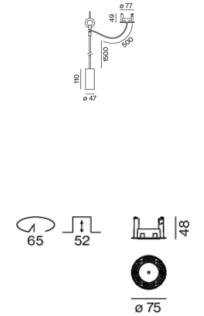
Light distribution



medium 25°

h (m)	E0° (lx)	ø (m)
1	3200	0.44
2	800	0.89
3	360	1.33
4	200	1.78
5	130	2.22

Product drawing



General

Ceiling | Suspended

traffic white | RAL 9016

Canopy traffic white

IP20

739 lm

fixture 88 lm/W ¹

LED

3000 K

CRI ≥ 90

L90 / 50000 h

initial MacAdam ≤ 3 SDCM

R_g: 100 | R_f: 90 | R_{f(1-15)}: 87

MR 0.59 | MDER 0.54

Optical

medium | beam angle 25°

PstLM ≤ 1.0 ² | SVM ≤ 0.4 ²

Electrical

non DIM

PC2 | 220-240 V

system 11.2 W | fixture 8.4 W

18 Vf | 500 mA

Physical

rod 1500 mm with hook

diameter 47 mm | height 110 mm

0.96 kg

Cutout

diameter 65 mm

min. ceiling thickness 9 mm | max. ceiling thickness 25 mm

recessed depth 70 mm

¹ incl. consideration of optical losses & internal control unit losses
² Value of containing product at full load (undimmed)

Installation instructions



Lighting calculator



ARY rod suspended

canopy trimless

049-5221517M 005-3511017 002-90732



Project / Type

Notes

Count / Date

Maintenance Factors

Operating Time [h]	10 000	20 000	30 000	40 000	50 000
LLMF	0.97	0.96	0.95	0.93	0.92
LSF	1	1	1	1	1
MF	LMF × RSMF × LLMF × LSF		RSMF ^a	Room Surface Maintenance Factor	
MF	Maintenance Factor		LLMF	Lamp Lumens Maintenance Factor	
LMF ^a	Luminaire Maintenance Factor		LSF	Lamp Survival Factor	

^a According to "CIE 97, Maintenance of indoor electric lighting systems", 2005, ISBN 3-900-734-34-8. The values must be determined by the planner.

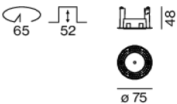
Circuit Breaker Types

Automatic Circuit Breaker Type	Number of Fixtures
B10	57
B13	75
B16	92
B20	115
C10	57
C13	75
C16	92
C20	115

Components

MOUNTING SET trimless

TYPE	COLOUR	Ø (MM)	ARTICLE NUMBER(S)
for installation in plasterboard ceilings	traffic white	75	005-3511017



POWER SUPPLY

L-W-H (MM)	ARTICLE NUMBER(S)
65-39-20	002-90732



Mounting accessories

RING ceiling mounted

COLOUR	Ø (MM)	ARTICLE NUMBER(S)
traffic white	50	050-0510217
jet black	50	050-0510218



ARY rod suspended

canopy trimless

049-5221517M 005-3511017 002-90732



Project / Type

Notes

Count / Date

Optional electrical accessories

DIN RAIL POWER SUPPLY

L-W-H (MM)	ARTICLE NUMBER(S)
72-90-63	005-6520210



DIN RAIL LED DRIVER

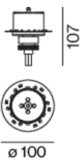
L-W-H (MM)	ARTICLE NUMBER(S)
36-88-59	005-6121030



Other accessories

SPECIAL MOUNTING TOOL

TYPE	Ø (MM)	ARTICLE NUMBER(S)
for ARY MOVE IN 45 NOBA trimless TULA	100	063-8912110



Optical accessories

OVAL LENS

TYPE	Ø (MM)	ARTICLE NUMBER(S)
for BO 45 MOVE IN 45 TULA micro	42	007-1965880



SOFT LENS

TYPE	Ø (MM)	ARTICLE NUMBER(S)
for ARY BO 45 MOVE IN 45 TULA micro	42	007-1965980



WALLWASHER LENS

TYPE	Ø (MM)	ARTICLE NUMBER(S)
for ARY BO 45 MOVE IN 45 TULA micro	42	007-1965780



ARY rod suspended

canopy trimless

049-5221517M 005-3511017 002-90732

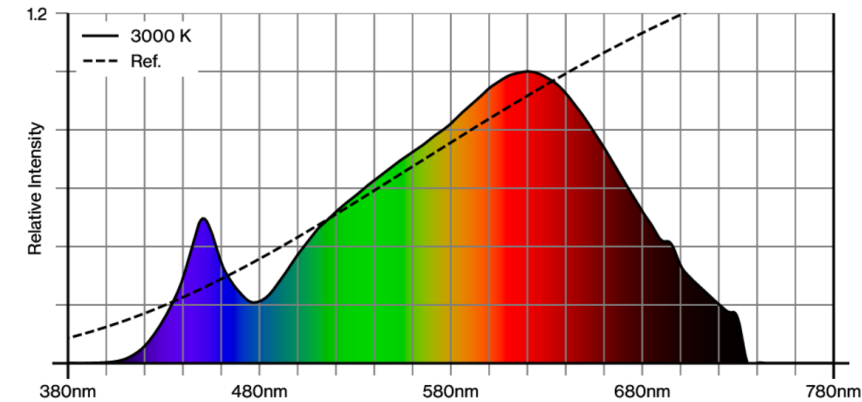


Project / Type

Notes

Count / Date

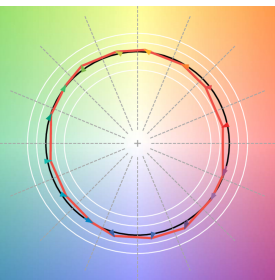
Colour rendering



CRI/R_a ≥ 91 R_e ≥ 87 (3000 K)



TM30 colour vector graphic



The black line represents the black body reference. The red line indicates the results of the test light source. The deviation from the test light source to the reference is shown and is marked by arrows. The shorter the arrows, the higher the color rendering.

