

# ARY cable suspended

canopy trim

049-5211518M 005-3521018 002-90732



Project / Type

Notes

Count / Date



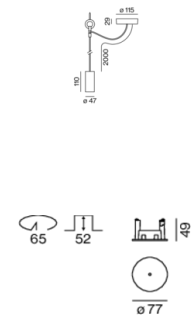
Decorative suspended luminaire in aluminium; surface jet black powder coated; pendant fitting with 2000mm suspension, incl. feed (jet black), can be individually shortened, incl. ceiling mounting ring + hook (jet black) for multiple positioning of the luminaire in the room; shades available as accessory in RAL colours velvet beige, madeira brown, kingfisher grey, woodpecker olive, signal white or signal black; accessories are listed separately; passive cooling of the LEDs through improved heat sink geometry; with COB (Chip on Board) technology for maximum efficiency; no appearance of multiple shadows; light colour 3000 K; binning initial MacAdam  $\leq 3$  SDCM; CRI  $\geq 90$ ; min. 90% of luminous flux after 50000 operating hours; energy efficient LEDs with high CRI; good glare control through recessed light point level; incl. high quality lens system; precise radiation characteristic with 25° beam; degree of protection IP20; PC2; 220-240 V; ceiling recessed canopy with trim jet black; suitable for ceiling thickness of 2-25 mm; incl. converter, non dimmable; external converter for ceiling insertion; light source not replaceable; control gear replaceable by an authorized professional;

## Light distribution



h (m)	E0° (lx)	ø (m)
1	3200	0.44
2	800	0.89
3	360	1.33
4	200	1.78
5	130	2.22

## Product drawing



## General

Ceiling | Suspended

jet black | RAL 9005

Canopy jet black

IP20

739 lm

fixture 88 lm/W <sup>1</sup>

## LED

3000 K

CRI  $\geq 90$

L90 / 50000 h

initial MacAdam  $\leq 3$  SDCM

R<sub>g</sub>: 100 | R<sub>f</sub>: 90 | R<sub>(1-15)</sub>: 87

MR 0.59 | MDER 0.54

## Optical

medium | beam angle 25°

PstLM  $\leq 1.0$  <sup>2</sup> | SVM  $\leq 0.4$  <sup>2</sup>

## Electrical

non DIM

PC2 | 220-240 V

system 11.2 W | fixture 8.4 W

18 Vf | 500 mA

## Physical

suspension 2000 mm with hook

diameter 47 mm | height 110 mm

0.57 kg

## Cutout

diameter 65 mm

min. ceiling thickness 2 mm | max. ceiling thickness 25 mm

recessed depth 70 mm

<sup>1</sup> incl. consideration of optical losses & internal control unit losses  
<sup>2</sup> Value of containing product at full load (undimmed)

## Installation instructions



## Lighting calculator



# ARY cable suspended

canopy trim

049-5211518M 005-3521018 002-90732



Project / Type

Notes

Count / Date

## Maintenance Factors

Operating Time [h]	10 000	20 000	30 000	40 000	50 000
LLMF	0.97	0.96	0.95	0.93	0.92
LSF	1	1	1	1	1
MF	LMF × RSMF × LLMF × LSF		RSMF <sup>a</sup>	Room Surface Maintenance Factor	
MF	Maintenance Factor		LLMF	Lamp Lumens Maintenance Factor	
LMF <sup>a</sup>	Luminaire Maintenance Factor		LSF	Lamp Survival Factor	

<sup>a</sup> According to "CIE 97, Maintenance of indoor electric lighting systems", 2005, ISBN 3-900-734-34-8. The values must be determined by the planner.

## Circuit Breaker Types

Automatic Circuit Breaker Type	Number of Fixtures
B10	57
B13	75
B16	92
B20	115
C10	57
C13	75
C16	92
C20	115

## Components

### MOUNTING SET with trim

TYPE	COLOUR	Ø (MM)	ARTICLE NUMBER(S)
for installation in ceilings	jet black	77	005-3521018



### POWER SUPPLY

L-W-H (MM)	ARTICLE NUMBER(S)
65-39-20	002-90732



## Mounting accessories

### RING ceiling mounted

COLOUR	Ø (MM)	ARTICLE NUMBER(S)
traffic white	50	050-0510217
jet black	50	050-0510218



[049-5211518M 005-3521018 002-90732] The technical data represent rated values for an ambient temperature of 25°C. The data values for the luminous flux are initially subject to a tolerance of +/- 10%, those for the electrical connected load are initially subject to a tolerance of +/- 10%, and those for the colour temperature are initially subject to a tolerance of +/- 150 K. No liability is assumed for typographical or printing errors. The general terms and conditions of XAL GmbH apply.  
© XAL GmbH · Auer-Welsbach-Gasse 36 · 8055 Graz · Austria · [www.xal.com](http://www.xal.com)

11.08.2025

# ARY cable suspended

canopy trim

049-5211518M 005-3521018 002-90732



Project / Type

Notes

Count / Date

## Optional electrical accessories

### DIN RAIL POWER SUPPLY

L-W-H (MM)	ARTICLE NUMBER(S)
72-90-63	005-6520210



### DIN RAIL LED DRIVER

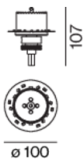
L-W-H (MM)	ARTICLE NUMBER(S)
36-88-59	005-6121030



## Other accessories

### SPECIAL MOUNTING TOOL

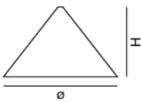
TYPE	Ø (MM)	ARTICLE NUMBER(S)
for ARY   MOVE IN 45   NOBA trimless   TULA	100	063-8912110



## Optical accessories

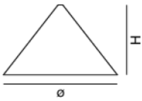
### SHADE 300

COLOUR	Ø (MM)	ARTICLE NUMBER(S)
signal black	300	049-593311B
velvet beige	300	049-593311C
woodpecker olive	300	049-593311G
kingfisher grey	300	049-593311L
madeira brown	300	049-593311T
signal white	300	049-593311W



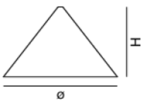
### SHADE 400

COLOUR	Ø (MM)	ARTICLE NUMBER(S)
signal black	400	049-593411B
velvet beige	400	049-593411C
woodpecker olive	400	049-593411G
kingfisher grey	400	049-593411L
madeira brown	400	049-593411T
signal white	400	049-593411W



### SHADE 500

COLOUR	Ø (MM)	ARTICLE NUMBER(S)
signal black	500	049-593511B
velvet beige	500	049-593511C
woodpecker olive	500	049-593511G
kingfisher grey	500	049-593511L
madeira brown	500	049-593511T
signal white	500	049-593511W



# ARY cable suspended

canopy trim

049-5211518M 005-3521018 002-90732



Project / Type

Notes

Count / Date

## Optical accessories

### OVAL LENS

TYPE	Ø (MM)	ARTICLE NUMBER(S)
for BO 45   MOVE IN 45   TULA micro	42	007-1965880



### SOFT LENS

TYPE	Ø (MM)	ARTICLE NUMBER(S)
for ARY   BO 45   MOVE IN 45   TULA micro	42	007-1965980

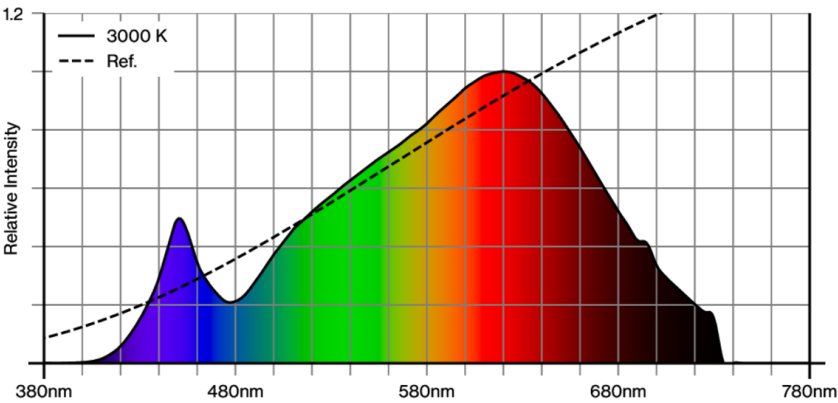


### WALLWASHER LENS

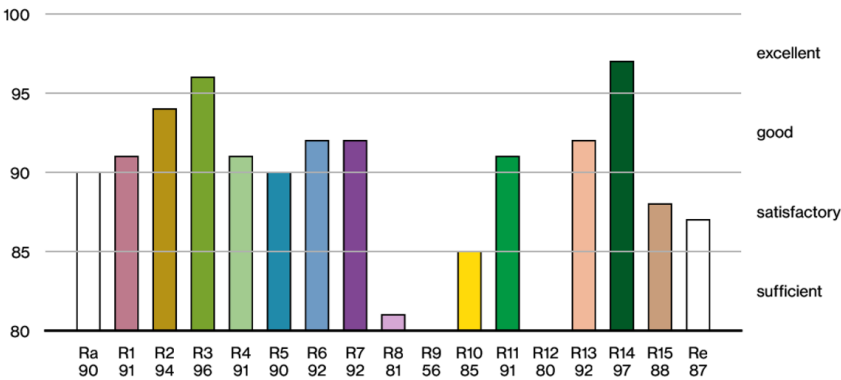
TYPE	Ø (MM)	ARTICLE NUMBER(S)
for ARY   BO 45   MOVE IN 45   TULA micro	42	007-1965780



## Colour rendering



## CRI/R<sub>a</sub> ≥ 91 R<sub>e</sub> ≥ 87 (3000 K)



[049-5211518M 005-3521018 002-90732] The technical data represent rated values for an ambient temperature of 25°C. The data values for the luminous flux are initially subject to a tolerance of +/- 10%, those for the electrical connected load are initially subject to a tolerance of +/- 10%, and those for the colour temperature are initially subject to a tolerance of +/- 150 K. No liability is assumed for typographical or printing errors. The general terms and conditions of XAL GmbH apply.  
© XAL GmbH · Auer-Welsbach-Gasse 36 · 8055 Graz · Austria · [www.xal.com](http://www.xal.com)

11.08.2025

# ARY cable suspended

canopy trim

049-5211518M 005-3521018 002-90732

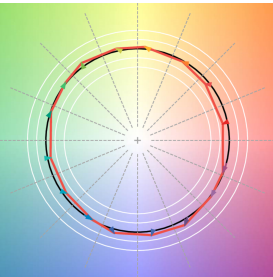


Project / Type

Notes

Count / Date

## TM30 colour vector graphic



The black line represents the black body reference. The red line indicates the results of the test light source. The deviation from the test light source to the reference is shown and is marked by arrows. The shorter the arrows, the higher the color rendering.

