

# ARY adjustable rod suspended

canopy trim

049-523141XM 005-3521017 002-90733



Project / Type

Notes

Count / Date



## General

Ceiling , Suspended

tilt max 90°

rotation 265°

special colours

Canopy traffic white

IP20

642 lm

fixture 76 lm/W<sup>1</sup>

## LED

2700 K

CRI ≥ 90

L90 / 50000 h

initial MacAdam ≤ 3 SDCM

R<sub>g</sub>: 99 , R<sub>r</sub>: 91 , R<sub>t(1-15)</sub>: 89

MR 0.54

MDER 0.49

## Optical

medium

beam angle 25°

PstLM ≤ 1.0<sup>2</sup>

SVM ≤ 0.4<sup>2</sup>

## Electrical

DALI-2

220-240 V

system 11.2 W

fixture 8.4 W

18 Vf

500 mA

PC2

1 DALI Addr.

## Physical

rod 1500 mm with hook

diameter 47 mm

height 110 mm

0.7 kg

## Cutout

diameter 65 mm

min. ceiling thickness 2 mm

max. ceiling thickness 25 mm

recessed depth 130 mm


<sup>1</sup> incl. consideration of optical losses & internal control unit losses

<sup>2</sup> Value of containing product at full load (undimmed)

## Installation instructions

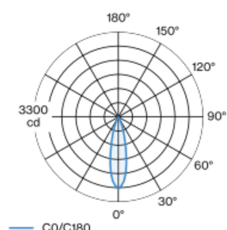


## Lighting calculator



Decorative suspended luminaire in aluminium; surface special colours powder coated; height adjustable U-profile pendant rod suspension (special colours) 1500mm, feed 2000mm (1500mm in U-profile), incl. ceiling mounting ring + hook (special colours) for multiple positioning of the luminaire in the room; spotlight head 265° rotatable and 90° tiltable; passive cooling of the LEDs through improved heat sink geometry; with COB (Chip on Board) technology for maximum efficiency; no appearance of multiple shadows; light colour 2700 K; binning initial MacAdam ≤ 3 SDCM; CRI ≥ 90; min. 90% of luminous flux after 50000 operating hours; energy efficient LEDs with high CRI; good glare control through recessed light point level; incl. high quality lens system; precise radiation characteristic with 25° beam; degree of protection IP20; PC2; 220-240 V; ceiling recessed canopy with trim traffic white; suitable for ceiling thickness of 2-25 mm; incl. DALI-2 converter; external converter for ceiling insertion; light source not replaceable; control gear replaceable by an authorized professional;

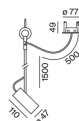
## Light distribution



medium 25°

| h (m) | E0° (lx) | ø (m) |
|-------|----------|-------|
| 1     | 2780     | 0.44  |
| 2     | 690      | 0.89  |
| 3     | 310      | 1.33  |
| 4     | 170      | 1.78  |
| 5     | 110      | 2.22  |

## Product drawing



[049-523141XM 005-3521017 002-90733] The technical data represent rated values for an ambient temperature of 25°C. The data values for the luminous flux are initially subject to a tolerance of +/- 10%, those for the electrical connected load are initially subject to a tolerance of +/- 10%, and those for the colour temperature are initially subject to a tolerance of +/- 150 K. No liability is assumed for typographical or printing errors. The general terms and conditions of XAL GmbH apply.

© XAL GmbH · Auer-Welsbach-Gasse 36 · 8055 Graz · Austria · www.xal.com

30.04.2025

1 / 3

# ARY adjustable rod suspended

canopy trim

049-523141XM 005-3521017 002-90733



Project / Type

Notes

Count / Date

## Maintenance Factors

| Operating Time [h] | 10 000                       | 20 000 | 30 000            | 40 000                          | 50 000 |
|--------------------|------------------------------|--------|-------------------|---------------------------------|--------|
| LLMF               | 0.97                         | 0.96   | 0.95              | 0.93                            | 0.92   |
| LSF                | 1                            | 1      | 1                 | 1                               | 1      |
| MF                 | LMF × RSMF × LLMF × LSF      |        | RSMF <sup>a</sup> | Room Surface Maintenance Factor |        |
| MF                 | Maintenance Factor           |        | LLMF              | Lamp Lumens Maintenance Factor  |        |
| LMF <sup>a</sup>   | Luminaire Maintenance Factor |        | LSF               | Lamp Survival Factor            |        |

<sup>a</sup> According to "CIE 97, Maintenance of indoor electric lighting systems", 2005, ISBN 3-900-734-34-8. The values must be determined by the planner.

## Circuit Breaker Types

| Automatic Circuit Breaker Type | Number of Fixtures |
|--------------------------------|--------------------|
| B10                            | 80                 |
| B13                            | 104                |
| B16                            | 130                |
| B20                            | 162                |
| C10                            | 135                |
| C13                            | 175                |
| C16                            | 220                |
| C20                            | 270                |

## Components

### MOUNTING SET with trim

|               |        |                   |
|---------------|--------|-------------------|
| COLOUR        | Ø (MM) | ARTICLE NUMBER(S) |
| traffic white | 77     | 005-3521017       |

### POWER SUPPLY

|      |            |                   |
|------|------------|-------------------|
| TYPE | L-W-H (MM) | ARTICLE NUMBER(S) |
| 10 W | 166-30-22  | 002-90733         |

## Mounting accessories

### RING CEILING MOUNTED

|               |        |                   |
|---------------|--------|-------------------|
| COLOUR        | Ø (MM) | ARTICLE NUMBER(S) |
| traffic white | 50     | 050-0510217       |
| jet black     | 50     | 050-0510218       |

## Optional electrical accessories

### DIN RAIL POWER SUPPLY

|       |            |                   |
|-------|------------|-------------------|
| TYPE  | L-W-H (MM) | ARTICLE NUMBER(S) |
| 160 W | 72-90-63   | 005-6520210       |

### DIN RAIL LED DRIVER

|                                |            |                   |
|--------------------------------|------------|-------------------|
| TYPE                           | L-W-H (MM) | ARTICLE NUMBER(S) |
| DALI-2   200-1050 mA   2 x 42W | 36-88-59   | 005-6121030       |

## Other accessories

### SPECIAL MOUNTING TOOL

|  |        |                   |
|--|--------|-------------------|
| TYPE   | Ø (MM) | ARTICLE NUMBER(S) |
| necessary to install mounting housing trimless | 100    | 063-8912110       |



# ARY adjustable rod suspended

canopy trim  
049-523141XM 005-3521017 002-90733



Project / Type

Notes

Count / Date

## Optical accessories

### OVAL LENS

| Ø (MM) | ARTICLE NUMBER(S) |
|--------|-------------------|
| 42     | 007-1965880       |



### SOFT LENS

| Ø (MM) | ARTICLE NUMBER(S) |
|--------|-------------------|
| 42     | 007-1965980       |



### WALLWASHER LENS

| Ø (MM) | ARTICLE NUMBER(S) |
|--------|-------------------|
| 42     | 007-1965780       |

