

# ARY adjustable rod suspended

canopy trimless

049-5231517F 005-3511017 002-90732



Project / Type

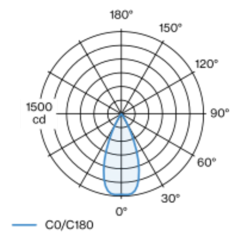
Notes

Count / Date



Decorative suspended luminaire in aluminium; surface traffic white powder coated; height adjustable U-profile pendant rod suspension (traffic white) 1500mm, feed 2000mm (1500mm in U-profile), incl. ceiling mounting ring + hook (traffic white) for multiple positioning of the luminaire in the room; spotlight head 265° rotatable and 90° tiltable; passive cooling of the LEDs through improved heat sink geometry; with COB (Chip on Board) technology for maximum efficiency; no appearance of multiple shadows; light colour 3000 K; binning initial MacAdam ≤ 3 SDCM; CRI ≥ 90; min. 90% of luminous flux after 50000 operating hours; energy efficient LEDs with high CRI; good glare control through recessed light point level; incl. high quality lens system; precise radiation characteristic with 44° beam; degree of protection IP20; PC2; 220-240 V; canopy for trimless installation in plasterboard ceilings; suitable for ceiling thickness of 9-25 mm; special mounting tool for easy installation of the trimless housing available as an accessory; incl. converter, non dimmable; external converter for ceiling insertion; light source not replaceable; control gear replaceable by an authorized professional;

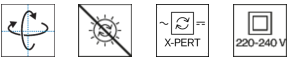
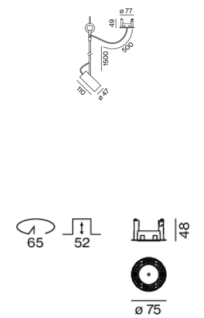
## Light distribution



flood 44°

h (m)	E0° (lx)	ø (m)
1	1470	0.82
2	370	1.64
3	160	2.45
4	90	3.27
5	60	4.09

## Product drawing



## General

Ceiling | Suspended

tilt max 90°

rotation 265°

traffic white | RAL 9016

Canopy traffic white

IP20

791 lm

## LED

3000 K

CRI ≥ 90

L90 / 50000 h

initial MacAdam ≤ 3 SDCM

R<sub>g</sub>: 100 | R<sub>f</sub>: 90 | R<sub>t(1-5)</sub>: 87

MR 0.59 | MDER 0.54

## Optical

flood | beam angle 44°

PstLM ≤ 1.0<sup>1</sup> 2<sup>3</sup> 4 | SVM ≤ 0.4<sup>1</sup> 2<sup>3</sup> 4

## Electrical

non DIM

PC2 | 220-240 V

system 11.2 W | fixture 8.4 W

fixture 94 lm/W<sup>5</sup>

18 Vf | 500 mA

## Physical

rod 1500 mm with hook

diameter 47 mm | height 110 mm

0.96 kg

## Cutout

diameter 65 mm

min. ceiling thickness 9 mm | max. ceiling thickness 25 mm

recessed depth 70 mm

<sup>1</sup> oval lens BO 45 007-1965880 <sup>2</sup> soft lens BO 45 007-1965980

<sup>3</sup> wallwasher lens BO 45 007-1965780

<sup>4</sup> Value of containing product at full load (undimmed)

<sup>5</sup> incl. consideration of optical losses & internal control unit losses

## Installation instructions



## Lighting calculator



# ARY adjustable rod suspended

canopy trimless

049-5231517F 005-3511017 002-90732



Project / Type

Notes

Count / Date

## Maintenance Factors

Operating Time [h]	10 000	20 000	30 000	40 000	50 000
LLMF	0.97	0.96	0.95	0.93	0.92
LSF	1	1	1	1	1
MF	LMF × RSMF × LLMF × LSF		RSMF <sup>a</sup>	Room Surface Maintenance Factor	
MF	Maintenance Factor		LLMF	Lamp Lumens Maintenance Factor	
LMF <sup>a</sup>	Luminaire Maintenance Factor		LSF	Lamp Survival Factor	

<sup>a</sup> According to "CIE 97, Maintenance of indoor electric lighting systems", 2005, ISBN 3-900-734-34-8. The values must be determined by the planner.

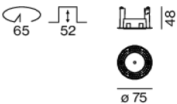
## Circuit Breaker Types

Automatic Circuit Breaker Type	Number of Fixtures
B10	57
B13	75
B16	92
B20	115
C10	57
C13	75
C16	92
C20	115

## Components

### MOUNTING SET trimless

TYPE	COLOUR	Ø (MM)	ARTICLE NUMBER(S)
for installation in plasterboard ceilings	traffic white	75	005-3511017



### POWER SUPPLY

L-W-H (MM)	ARTICLE NUMBER(S)
65-39-20	002-90732



## Mounting accessories

### RING ceiling mounted

COLOUR	Ø (MM)	ARTICLE NUMBER(S)
traffic white	50	050-0510217
jet black	50	050-0510218



# ARY adjustable rod suspended

canopy trimless

049-5231517F 005-3511017 002-90732



Project / Type

Notes

Count / Date

## Optional electrical accessories

### DIN RAIL POWER SUPPLY

L-W-H (MM)	ARTICLE NUMBER(S)
72-90-63	005-6520210



### DIN RAIL LED DRIVER

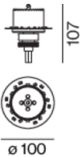
L-W-H (MM)	ARTICLE NUMBER(S)
36-88-59	005-6121030



## Other accessories

### SPECIAL MOUNTING TOOL

TYPE	Ø (MM)	ARTICLE NUMBER(S)
for ARY   MOVE IN 45   NOBA trimless   TULA	100	063-8912110



## Optical accessories

### OVAL LENS

TYPE	Ø (MM)	ARTICLE NUMBER(S)
for BO 45   MOVE IN 45   TULA micro	42	007-1965880



### SOFT LENS

TYPE	Ø (MM)	ARTICLE NUMBER(S)
for ARY   BO 45   MOVE IN 45   TULA micro	42	007-1965980



### WALLWASHER LENS

TYPE	Ø (MM)	ARTICLE NUMBER(S)
for ARY   BO 45   MOVE IN 45   TULA micro	42	007-1965780



# ARY adjustable rod suspended

canopy trimless

049-5231517F 005-3511017 002-90732



Project / Type

Notes

Count / Date

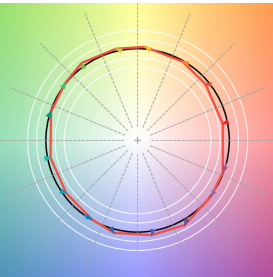
## Colour rendering



CRI/R<sub>a</sub> ≥ 91 R<sub>e</sub> ≥ 87 (3000 K)



## TM30 colour vector graphic



The black line represents the black body reference. The red line indicates the results of the test light source. The deviation from the test light source to the reference is shown and is marked by arrows. The shorter the arrows, the higher the color rendering.