

ARY adjustable rod suspended

canopy trimless

049-5231517F 005-3511017 002-90733



Project / Type

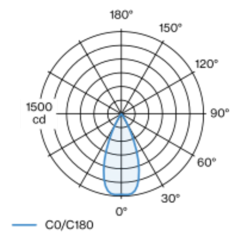
Notes

Count / Date



Decorative suspended luminaire in aluminium; surface traffic white powder coated; height adjustable U-profile pendant rod suspension (traffic white) 1500mm, feed 2000mm (1500mm in U-profile), incl. ceiling mounting ring + hook (traffic white) for multiple positioning of the luminaire in the room; spotlight head 265° rotatable and 90° tiltable; passive cooling of the LEDs through improved heat sink geometry; with COB (Chip on Board) technology for maximum efficiency; no appearance of multiple shadows; light colour 3000 K; binning initial MacAdam ≤ 3 SDCM; CRI ≥ 90; min. 90% of luminous flux after 50000 operating hours; energy efficient LEDs with high CRI; good glare control through recessed light point level; incl. high quality lens system; precise radiation characteristic with 44° beam; degree of protection IP20; PC2; 220-240 V; canopy for trimless installation in plasterboard ceilings; suitable for ceiling thickness of 9-25 mm; special mounting tool for easy installation of the trimless housing available as an accessory; incl. DALI-2 converter; external converter for ceiling insertion; light source not replaceable; control gear replaceable by an authorized professional;

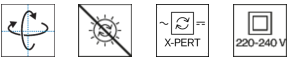
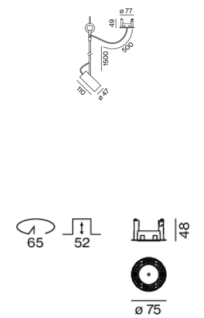
Light distribution



flood 44°

h (m)	E0° (lx)	ø (m)
1	1470	0.82
2	370	1.64
3	160	2.45
4	90	3.27
5	60	4.09

Product drawing



General

Ceiling | Suspended

tilt max 90°

rotation 265°

traffic white | RAL 9016

Canopy traffic white

IP20

791 lm

LED

3000 K

CRI ≥ 90

L90 / 50000 h

initial MacAdam ≤ 3 SDCM

R_g: 100 | R_f: 90 | R_{1-15}: 87

MR 0.59 | MDER 0.54

Optical

flood | beam angle 44°

PstLM ≤ 1.0¹ 2 3 4 | SVM ≤ 0.4¹ 2 3 4

Electrical

DALI-2 | 1 DALI Addr.

PC2 | 220-240 V

system 11.2 W | fixture 8.4 W

fixture 94 lm/W⁵

18 Vf | 500 mA

Physical

rod 1500 mm with hook

diameter 47 mm | height 110 mm

0.98 kg

Cutout

diameter 65 mm

min. ceiling thickness 9 mm | max. ceiling thickness 25 mm

recessed depth 130 mm

¹ oval lens BO 45 007-1965880 ² soft lens BO 45 007-1965980

³ wallwasher lens BO 45 007-1965780

⁴ Value of containing product at full load (undimmed)

⁵ incl. consideration of optical losses & internal control unit losses

Installation instructions



Lighting calculator

