

# ARY adjustable rod suspended canopy surface

049-5131518M 005-2601138



Project / Type

Notes

Count / Date



### General

Ceiling | Suspended

tilt max 90°

rotation 265°

jet black | RAL 9005 <sup>1</sup>

Canopy jet black

IP20

739 lm

### LED

3000 K

CRI ≥ 90

L90 / 50000 h

initial MacAdam ≤ 3 SDCM

R<sub>g</sub>: 100 | R<sub>f</sub>: 90 | R<sub>t(1-15)</sub>: 87

MR 0.59 | MDER 0.54

### Optical

medium | beam angle 25°

PstLM ≤ 1.0<sup>2</sup> 3 4 5 | SVM ≤ 0.4<sup>2</sup> 3 4 5

### Electrical

DALI-2 | 1 DALI Addr.

PC2 | 220-240 V

system 11.2 W | fixture 8.4 W

fixture 88 lm/W <sup>6</sup>

18 Vf | 500 mA

### Physical

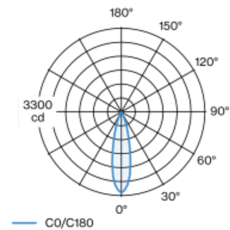
rod 1500 mm

diameter 47 mm | height 110 mm

0.62 kg

Decorative suspended luminaire in aluminium; surface jet black powder coated; height adjustable U-profile pendant rod suspension (jet black) 1500mm, feed in U-profile; spotlight head 265° rotatable and 90° tiltable; passive cooling of the LEDs through improved heat sink geometry; with COB (Chip on Board) technology for maximum efficiency; no appearance of multiple shadows; light colour 3000 K; binning initial MacAdam ≤ 3 SDCM; CRI ≥ 90; min. 90% of luminous flux after 50000 operating hours; energy efficient LEDs with high CRI; good glare control through recessed light point level; incl. high quality lens system; precise radiation characteristic with 25° beam; degree of protection IP20; PC2; 220-240 V; light source not replaceable; control gear replaceable by an authorized professional;

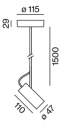
### Light distribution



medium 25°

h (m)	E0° (lx)	ø (m)
1	3200	0.44
2	800	0.89
3	360	1.33
4	200	1.78
5	130	2.22

### Product drawing



<sup>1</sup> RAL code <sup>2</sup> soft lens BO 45 007-1965980

<sup>3</sup> wallwasher lens BO 45 007-1965780

<sup>4</sup> oval lens BO 45 007-1965880

<sup>5</sup> Value of containing product at full load (undimmed)

<sup>6</sup> incl. consideration of optical losses & internal control unit losses

### Installation instructions



### Lighting calculator



# ARY adjustable rod suspended canopy surface

049-5131518M 005-2601138



Project / Type

Notes

Count / Date

## Maintenance Factors

Operating Time [h]	10 000	20 000	30 000	40 000	50 000
LLMF	0.97	0.96	0.95	0.93	0.92
LSF	1	1	1	1	1

MF	LMF × RSMF × LLMF × LSF	RSMF <sup>a</sup>	Room Surface Maintenance Factor
MF	Maintenance Factor	LLMF	Lamp Lumens Maintenance Factor
LMF <sup>a</sup>	Luminaire Maintenance Factor	LSF	Lamp Survival Factor

<sup>a</sup> According to "CIE 97, Maintenance of indoor electric lighting systems", 2005, ISBN 3-900-734-34-8. The values must be determined by the planner.

## Components

### CANOPY

COLOUR	Ø (MM)	ARTICLE NUMBER(S)
jet black	115	005-2601138



## Mounting accessories

### RING CEILING MOUNTED

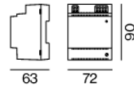
COLOUR	Ø (MM)	ARTICLE NUMBER(S)
traffic white	50	050-0510217
jet black	50	050-0510218



## Optional electrical accessories

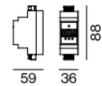
### DIN RAIL POWER SUPPLY

L-W-H (MM)	ARTICLE NUMBER(S)
72-90-63	005-6520210



### DIN RAIL LED DRIVER

TYPE	L-W-H (MM)	ARTICLE NUMBER(S)
2 × 42W   48V DC   UOUT 10–40V	36-88-59	005-6121030



## Other accessories

### SPECIAL MOUNTING TOOL

TYPE	Ø (MM)	ARTICLE NUMBER(S)
necessary to install mounting housing trimless	100	063-8912110



# ARY adjustable rod suspended canopy surface

049-5131518M 005-2601138



Project / Type

Notes

Count / Date

## Optical accessories

### OVAL LENS

Ø (MM)	ARTICLE NUMBER(S)
42	007-1965880



### SOFT LENS

Ø (MM)	ARTICLE NUMBER(S)
42	007-1965980



### WALLWASHER LENS

Ø (MM)	ARTICLE NUMBER(S)
42	007-1965780

