

TULA nano suspended

canopy surface


049-551051XM 005-2602117



Project / Type

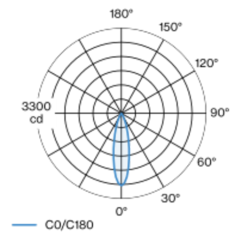
Notes

Count / Date



Decorative suspended luminaire in aluminium; surface special colours powder coated; pendant fitting with 1500mm suspension; incl. feed (white), can be individually shortened; passive cooling of the LEDs through improved heat sink geometry; with COB (Chip on Board) technology for maximum efficiency; no appearance of multiple shadows; light colour 3000 K; binning initial MacAdam ≤ 3 SDCM; CRI ≥ 90 ; energy efficient LEDs with high CRI; good glare control through recessed light point level; incl. high quality lens system; precise radiation characteristic with 25° beam; degree of protection IP20; PC2; 220-240 V; light source not replaceable; control gear replaceable by an authorized professional;

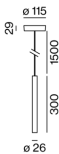
Light distribution



medium 25°

h (m)	EO° (lx)	ø (m)
1	2790	0.44
2	700	0.89
3	310	1.33
4	170	1.77
5	110	2.22

Product drawing



General

Ceiling | Suspended

special colours

Canopy traffic white

IP20

744 lm

fixture 82 lm/W ¹

LED

3000 K

CRI ≥ 90

initial MacAdam ≤ 3 SDCM

R_g: 100 | R_f: 91 | R_{f(1-15)}: 89

MR 0.59 | MDER 0.53

Optical

medium | beam angle 25°

Electrical

non DIM

PC2 | 220-240 V

system 12.1 W | fixture 9.1 W

18 Vf | 500 mA

Physical

diameter 26 mm | height 300 mm

0.32 kg

¹ incl. consideration of optical losses & internal control unit losses

Installation instructions



Lighting calculator

