

ARY adjustable rod suspended canopy surface

049-523161XF 005-2602138



Project / Type

Notes

Count / Date



Decorative suspended luminaire in aluminium; surface special colours powder coated; height adjustable U-profile pendant rod suspension (special colours) 1500mm, feed 2000mm (1500mm in U-profile), incl. ceiling mounting ring + hook (special colours) for multiple positioning of the luminaire in the room; spotlight head 265° rotatable and 90° tiltable; passive cooling of the LEDs through improved heat sink geometry; with COB (Chip on Board) technology for maximum efficiency; no appearance of multiple shadows; light colour 4000 K; binning initial MacAdam ≤ 3 SDCM; CRI ≥ 90; min. 90% of luminous flux after 50000 operating hours; energy efficient LEDs with high CRI; good glare control through recessed light point level; incl. high quality lens system; precise radiation characteristic with 44° beam; degree of protection IP20; PC2; 220-240 V; light source not replaceable; control gear replaceable by an authorized professional;

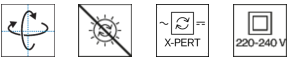
Light distribution



flood 44°

| h (m) | E0° (lx) | ø (m) |
|-------|----------|-------|
| 1 | 1470 | 0.82 |
| 2 | 370 | 1.64 |
| 3 | 160 | 2.45 |
| 4 | 90 | 3.27 |
| 5 | 60 | 4.09 |

Product drawing



General

Ceiling | Suspended

tilt max 90°

rotation 265°

special colours

Canopy jet black

IP20

791 lm

LED

4000 K

CRI ≥ 90

L90 / 50000 h

initial MacAdam ≤ 3 SDCM

R_g: 99 | R_r: 89 | R_{t(1-15)}: 87

MR 0.81 | MDER 0.73

Optical

flood | beam angle 44°

PstLM ≤ 1.0¹ 2³ 4 | SVM ≤ 0.4¹ 2³ 4

Electrical

DALI-2 | 1 DALI Addr.

PC2 | 220-240 V

system 11.2 W | fixture 8.4 W

fixture 94 lm/W⁵

18 Vf | 500 mA

Physical

rod 1500 mm with hook

diameter 47 mm | height 110 mm

1.1 kg

¹ wallwasher lens BO 45 007-1965780
² oval lens BO 45 007-1965880 ³ soft lens BO 45 007-1965980
⁴ Value of containing product at full load (undimmed)
⁵ incl. consideration of optical losses & internal control unit losses

Installation instructions



Lighting calculator



[‘049-523161XF 005-2602138’] The technical data represent rated values for an ambient temperature of 25°C. The data values for the luminous flux are initially subject to a tolerance of +/- 10%, those for the electrical connected load are initially subject to a tolerance of +/- 10%, and those for the colour temperature are initially subject to a tolerance of +/- 150 K. No liability is assumed for typographical or printing errors. The general terms and conditions of XAL GmbH apply.
© XAL GmbH · Auer-Welsbach-Gasse 36 · 8055 Graz · Austria · www.xal.com

ARY adjustable rod suspended canopy surface

049-523161XF 005-2602138



Project / Type

Notes

Count / Date

Maintenance Factors

| Operating Time [h] | 10 000 | 20 000 | 30 000 | 40 000 | 50 000 |
|--------------------|--------|--------|--------|--------|--------|
| LLMF | 0.97 | 0.96 | 0.95 | 0.93 | 0.92 |
| LSF | 1 | 1 | 1 | 1 | 1 |

MF

LMF × RSMF × LLMF × LSF

MF

Maintenance Factor

LMF^a

Luminaire Maintenance Factor

RSMF^a

Room Surface Maintenance Factor

LLMF

Lamp Lumens Maintenance Factor

LSF

Lamp Survival Factor

^a According to "CIE 97, Maintenance of indoor electric lighting systems", 2005, ISBN 3-900-734-34-8. The values must be determined by the planner.

Components

CANOPY for cable suspension

| | | |
|-----------|--------|-------------------|
| COLOUR | Ø (MM) | ARTICLE NUMBER(S) |
| jet black | 115 | 005-2602138 |



Mounting accessories

RING ceiling mounted

| | | |
|---------------|--------|-------------------|
| COLOUR | Ø (MM) | ARTICLE NUMBER(S) |
| traffic white | 50 | 050-0510217 |
| jet black | 50 | 050-0510218 |



Optional electrical accessories

DIN RAIL POWER SUPPLY

| | |
|------------|-------------------|
| L-W-H (MM) | ARTICLE NUMBER(S) |
| 72-90-63 | 005-6520210 |



DIN RAIL LED DRIVER

| | |
|------------|-------------------|
| L-W-H (MM) | ARTICLE NUMBER(S) |
| 36-88-59 | 005-6121030 |



ARY adjustable rod suspended canopy surface

049-523161XF 005-2602138



Project / Type

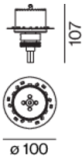
Notes

Count / Date

Other accessories

SPECIAL MOUNTING TOOL

| TYPE | Ø (MM) | ARTICLE NUMBER(S) |
|---|--------|-------------------|
| for ARY MOVE IN 45 NOBA trimless TULA | 100 | 063-8912110 |



Optical accessories

OVAL LENS

| TYPE | Ø (MM) | ARTICLE NUMBER(S) |
|-------------------------------------|--------|-------------------|
| for BO 45 MOVE IN 45 TULA micro | 42 | 007-1965880 |



SOFT LENS

| TYPE | Ø (MM) | ARTICLE NUMBER(S) |
|---|--------|-------------------|
| for ARY BO 45 MOVE IN 45 TULA micro | 42 | 007-1965980 |

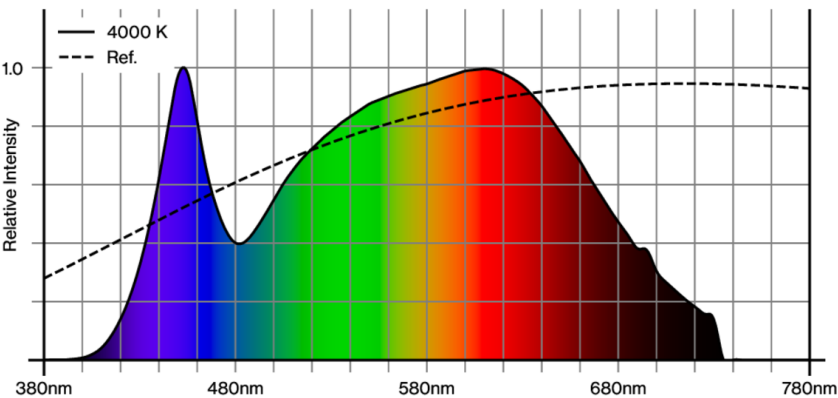


WALLWASHER LENS

| TYPE | Ø (MM) | ARTICLE NUMBER(S) |
|---|--------|-------------------|
| for ARY BO 45 MOVE IN 45 TULA micro | 42 | 007-1965780 |



Colour rendering



ARY adjustable rod suspended canopy surface

049-523161XF 005-2602138

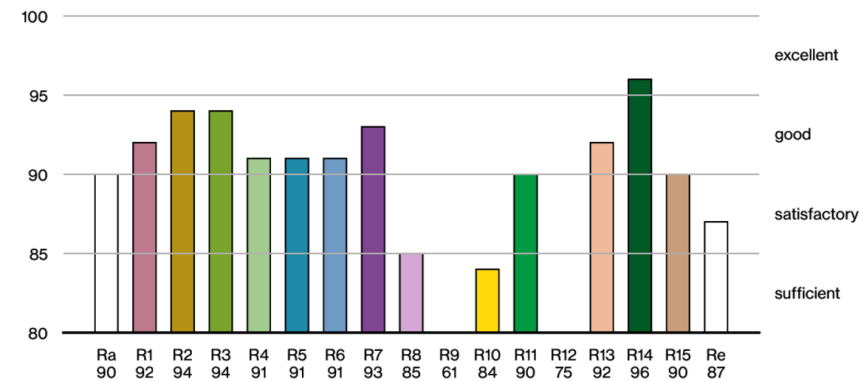


Project / Type

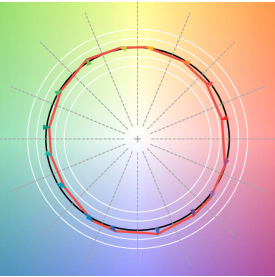
Notes

Count / Date

CRI/R_a ≥ 91 R_e ≥ 87 (4000 K)



TM30 colour vector graphic



The black line represents the black body reference. The red line indicates the results of the test light source. The deviation from the test light source to the reference is shown and is marked by arrows. The shorter the arrows, the higher the color rendering.