

TULA nano suspended

canopy trim


049-5710517F 005-3521017 002-90733



Project / Type _____

Notes _____

Count / Date _____



General

Ceiling , Suspended _____

white , RAL 9016 ¹ _____

Canopy traffic white _____

IP20 _____

717 lm _____

fixture 79 lm/W² _____

LED

3000 K _____

CRI ≥ 90 _____

initial MacAdam ≤ 3 SDCM _____

R_g: 100 , R_f: 91 , R_{f(1-5)}: 88 _____

MR 0.59 _____

MDER 0.53 _____

Optical

flood _____

beam angle 30° _____

PstLM ≤ 1.0 ³ _____

SVM ≤ 0.4 ³ _____

Electrical

DALI-2 _____

220-240 V _____

system 12.1 W _____

fixture 9.1 W _____

18 Vf _____

500 mA _____

PC2 _____

Physical

diameter 26 mm _____

height 500 mm _____

0.45 kg _____

Cutout

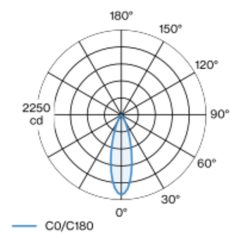
diameter 65 mm _____

min. ceiling thickness 2 mm _____

max. ceiling thickness 25 mm _____

recessed depth 130 mm _____

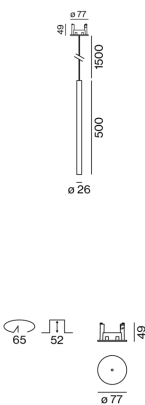
Light distribution



flood 30°

h (m)	E0° (lx)	ø (m)
1	2110	0.53
2	530	1.07
3	230	1.60
4	130	2.13
5	80	2.66

Product drawing



¹ RAL code

² incl. consideration of optical losses & internal control unit losses

³ Value of containing product at full load (undimmed)

Installation instructions



Lighting calculator

