

# ARY adjustable rod suspended canopy surface


049-523161XM 005-2602197



Project / Type

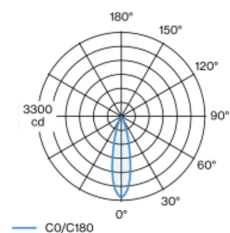
Notes

Count / Date



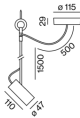
Decorative suspended luminaire in aluminium; surface special colours powder coated; height adjustable U-profile pendant rod suspension (special colours) 1500mm, feed 2000mm (1500mm in U-profile), incl. ceiling mounting ring + hook (special colours) for multiple positioning of the luminaire in the room; spotlight head 265° rotatable and 90° tiltable; passive cooling of the LEDs through improved heat sink geometry; with COB (Chip on Board) technology for maximum efficiency; no appearance of multiple shadows; light colour 4000 K; binning initial MacAdam ≤ 3 SDCM; CRI ≥ 90; min. 90% of luminous flux after 50000 operating hours; energy efficient LEDs with high CRI; good glare control through recessed light point level; incl. high quality lens system; precise radiation characteristic with 25° beam; degree of protection IP20; PC2; 220-240 V; light source not replaceable; control gear replaceable by an authorized professional;

## Light distribution



medium 25°		
h (m)	E0° (lx)	ø (m)
1	3200	0.44
2	800	0.89
3	360	1.33
4	200	1.78
5	130	2.22

## Product drawing



## General

Ceiling | Suspended

tilt max 90°

rotation 265°

special colours

Canopy traffic white

IP20

739 lm

## LED

4000 K

CRI ≥ 90

L90 / 50000 h

initial MacAdam ≤ 3 SDCM

Rg: 99 | Rr: 89 | R<sub>t(1-15)</sub>: 87

MR 0.81 | MDER 0.73

## Optical

medium | beam angle 25°

PstLM ≤ 1.0<sup>1 2 3 4</sup> | SVM ≤ 0.4<sup>1 2 3 4</sup>

## Electrical

Casambi

PC2 | 220-240 V

system 11.2 W | fixture 8.4 W

fixture 88 lm/W<sup>5</sup>

18 Vf | 500 mA

## Physical

rod 1500 mm with hook

diameter 47 mm | height 110 mm

<sup>1</sup> soft lens BO 45 007-1965980 <sup>2</sup> oval lens BO 45 007-1965880  
<sup>3</sup> wallwasher lens BO 45 007-1965780  
<sup>4</sup> Value of containing product at full load (undimmed)  
<sup>5</sup> incl. consideration of optical losses & internal control unit losses

## Installation instructions



## Lighting calculator



# ARY adjustable rod suspended canopy surface

049-523161XM 005-2602197



Project / Type

Notes

Count / Date

## Maintenance Factors

Operating Time [h]	10 000	20 000	30 000	40 000	50 000
LLMF	0.97	0.96	0.95	0.93	0.92
LSF	1	1	1	1	1

MF

LMF × RSMF × LLMF × LSF

MF

Maintenance Factor

LMF<sup>a</sup>

Luminaire Maintenance Factor

RSMF<sup>a</sup>

Room Surface Maintenance Factor

LLMF

Lamp Lumens Maintenance Factor

LSF

Lamp Survival Factor

<sup>a</sup> According to "CIE 97, Maintenance of indoor electric lighting systems", 2005, ISBN 3-900-734-34-8. The values must be determined by the planner.

## Components

### CANOPY

COLOUR	Ø (MM)	ARTICLE NUMBER(S)
traffic white	115	005-2602197



## Mounting accessories

### RING CEILING MOUNTED

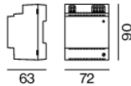
COLOUR	Ø (MM)	ARTICLE NUMBER(S)
traffic white	50	050-0510217
jet black	50	050-0510218



## Optional electrical accessories

### DIN RAIL POWER SUPPLY

L-W-H (MM)	ARTICLE NUMBER(S)
72-90-63	005-6520210



### DIN RAIL LED DRIVER

TYPE	L-W-H (MM)	ARTICLE NUMBER(S)
2 × 42W   48V DC   UOUT 10–40V	36-88-59	005-6121030



## Other accessories

### SPECIAL MOUNTING TOOL

TYPE	Ø (MM)	ARTICLE NUMBER(S)
necessary to install mounting housing trimless	100	063-8912110



# ARY adjustable rod suspended canopy surface

049-523161XM 005-2602197



Project / Type

Notes

Count / Date

## Optical accessories

### OVAL LENS

Ø (MM)	ARTICLE NUMBER(S)
42	007-1965880



### SOFT LENS

Ø (MM)	ARTICLE NUMBER(S)
42	007-1965980



### WALLWASHER LENS

Ø (MM)	ARTICLE NUMBER(S)
42	007-1965780

