

TULA nano suspended

canopy surface


049-5510417F 005-2602117



Project / Type

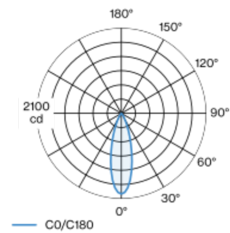
Notes

Count / Date



Decorative suspended luminaire in aluminium; surface white powder coated; pendant fitting with 1500mm suspension; incl. feed (white), can be individually shortened; passive cooling of the LEDs through improved heat sink geometry; with COB (Chip on Board) technology for maximum efficiency; no appearance of multiple shadows; light colour 2700 K; binning initial MacAdam ≤ 3 SDCM; CRI ≥ 90 ; energy efficient LEDs with high CRI; good glare control through recessed light point level; incl. high quality lens system; precise radiation characteristic with 30° beam; degree of protection IP20; PC2; 220-240 V; light source not replaceable; control gear replaceable by an authorized professional;

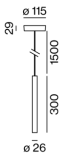
Light distribution



flood 30°

h (m)	EO° (lx)	ø (m)
1	1980	0.53
2	500	1.07
3	220	1.60
4	120	2.13
5	80	2.66

Product drawing



General

Ceiling | Suspended

white | RAL 9016 ¹

Canopy traffic white

IP20

674 lm

fixture 75 lm/W ²

LED

2700 K

CRI ≥ 90

initial MacAdam ≤ 3 SDCM

R_g: 99 | R_f: 91 | R_{f(-15)}: 89

MR 0.53 | MDER 0.48

Optical

flood | beam angle 30°

Electrical

non DIM

PC2 | 220-240 V

system 12.0 W | fixture 9.0 W

18 Vf | 500 mA

Physical

diameter 26 mm | height 300 mm

0.32 kg

¹ RAL code

² incl. consideration of optical losses & internal control unit losses

Installation instructions



Lighting calculator

