

TULA micro suspended

canopy trim

049-551541XM 005-3521017 002-90733



Project / Type _____

Notes _____

Count / Date _____



General

Ceiling , Suspended _____

special colours _____

Canopy traffic white _____

IP20 _____

648 lm _____

fixture 77 lm/W¹ _____

LED

2700 K _____

CRI ≥ 90 _____

L90 / 50000 h _____

initial MacAdam ≤ 3 SDCM _____

R_g: 99 , R_f: 91 , R₍₁₋₁₅₎: 89 _____

MR 0.54 _____

MDER 0.49 _____

Optical

medium _____

beam angle 25° _____

PstLM ≤ 1.0 ² _____

SVM ≤ 0.4 ² _____

Decorative suspended luminaire in aluminium; surface special colours powder coated; pendant fitting with 1500mm suspension; incl. feed (white), can be individually shortened; passive cooling of the LEDs through improved heat sink geometry; with COB (Chip on Board) technology for maximum efficiency; no appearance of multiple shadows; light colour 2700 K; binning initial MacAdam ≤ 3 SDCM; CRI ≥ 90; min. 90% of luminous flux after 50000 operating hours; energy efficient LEDs with high CRI; good glare control through recessed light point level; incl. high quality lens system; precise radiation characteristic with 25° beam; degree of protection IP20; PC2; 220-240 V; ceiling recessed canopy with trim traffic white; suitable for ceiling thickness of 2-25 mm; incl. DALI-2 converter; external converter for ceiling insertion; light source not replaceable; control gear replaceable by an authorized professional;

Electrical

DALI-2 _____

220-240 V _____

system 11.3 W _____

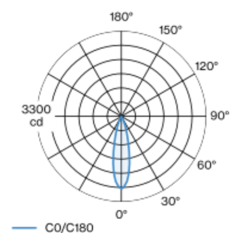
fixture 8.4 W _____

18 Vf _____

500 mA _____

PC2 _____

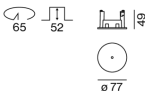
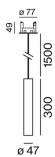
Light distribution



medium 25°

h (m)	E0° (lx)	ø (m)
1	2800	0.44
2	700	0.89
3	310	1.33
4	180	1.78
5	110	2.22

Product drawing



Physical

diameter 47 mm _____

height 300 mm _____

0.57 kg _____

Cutout

diameter 65 mm _____

min. ceiling thickness 2 mm _____

max. ceiling thickness 25 mm _____

recessed depth 130 mm _____

¹ incl. consideration of optical losses & internal control unit losses

² Value of containing product at full load (undimmed)

Installation instructions



Lighting calculator

