

TULA micro suspended

canopy trim

049-5715414F 005-3521018 002-90732



Project / Type

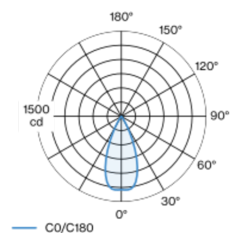
Notes

Count / Date



Decorative suspended luminaire in aluminium; surface polished chrome; pendant fitting with 1500mm suspension; incl. feed (black), can be individually shortened; passive cooling of the LEDs through improved heat sink geometry; with COB (Chip on Board) technology for maximum efficiency; no appearance of multiple shadows; light colour 2700 K; binning initial MacAdam ≤ 3 SDCM; CRI ≥ 90 ; min. 90% of luminous flux after 50000 operating hours; energy efficient LEDs with high CRI; good glare control through recessed light point level; incl. high quality lens system; precise radiation characteristic with 44° beam; degree of protection IP20; PC2; 220-240 V; ceiling recessed canopy with trim jet black; suitable for ceiling thickness of 2-25 mm; incl. converter, non dimmable; external converter for ceiling insertion; light source not replaceable; control gear replaceable by an authorized professional;

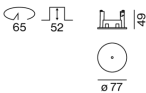
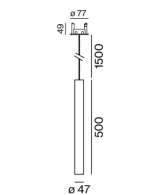
Light distribution



flood 44°

h (m)	E0° (lx)	ø (m)
1	1290	0.82
2	320	1.64
3	140	2.45
4	80	3.27
5	50	4.09

Product drawing



General

Ceiling | Suspended

chrome

Canopy jet black

IP20

694 lm

LED

2700 K

CRI ≥ 90

L90 / 50000 h

initial MacAdam ≤ 3 SDCM

R_g: 99 | R_f: 91 | R_{ft-15}: 89

MR 0.54 | MDER 0.49

Optical

flood | beam angle 44°

PstLM ≤ 1.0 ^{1 2 3 4} | SVM ≤ 0.4 ^{1 2 3 4}

Electrical

non DIM

PC2 | 220-240 V

system 11.3 W | fixture 8.4 W

fixture 82 lm/W⁵

18 Vf | 500 mA

Physical

diameter 47 mm | height 500 mm

0.75 kg

Cutout

diameter 65 mm

min. ceiling thickness 2 mm | max. ceiling thickness 25 mm

recessed depth 70 mm

¹ oval lens BO 45 007-1965880 ² soft lens BO 45 007-1965980
³ wallwasher lens BO 45 007-1965780
⁴ Value of containing product at full load (undimmed)
⁵ incl. consideration of optical losses & internal control unit losses

Installation instructions



Lighting calculator

