

# TULA nano suspended

canopy trim

049-5510418M 005-3521018 002-90732



Project / Type \_\_\_\_\_

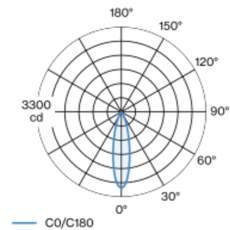
Notes \_\_\_\_\_

Count / Date \_\_\_\_\_



Decorative suspended luminaire in aluminium; surface jet black powder coated; pendant fitting with 1500mm suspension; incl. feed (black), can be individually shortened; passive cooling of the LEDs through improved heat sink geometry; with COB (Chip on Board) technology for maximum efficiency; no appearance of multiple shadows; light colour 2700 K; binning initial MacAdam  $\leq 2$  SDCM; CRI  $\geq 90$ ; energy efficient LEDs with high CRI; good glare control through recessed light point level; incl. high quality lens system; precise radiation characteristic with 25° beam; degree of protection IP20; PC2; 220-240 V; ceiling recessed canopy with trim jet black; suitable for ceiling thickness of 2-25 mm; incl. converter, non dimmable; external converter for ceiling insertion; light source not replaceable; control gear replaceable by an authorized professional;

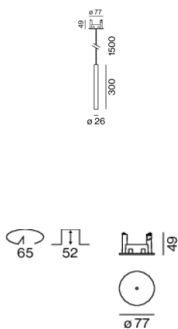
## Light distribution



medium 25°

h (m)	E0° (lx)	ø (m)
1	2970	0.44
2	740	0.89
3	330	1.33
4	190	1.77
5	120	2.22

## Product drawing



## General

Ceiling | Suspended  
jet black | RAL 9005  
Canopy jet black  
IP20  
790 lm  
fixture 89 lm/W <sup>1</sup>

## LED

2700 K  
CRI  $\geq 90$   
initial MacAdam  $\leq 2$  SDCM  
R<sub>g</sub>: 97 | R<sub>f</sub>: 91 | R<sub>f(1-15)</sub>: 87  
MR 0.52 | MDER 0.47

## Optical

medium | beam angle 25°  
PstLM  $\leq 1.0$  <sup>2</sup> | SVM  $\leq 0.4$  <sup>2</sup>

## Electrical

non DIM  
PC2 | 220-240 V  
system 11.8 W | fixture 8.9 W  
18 Vf | 500 mA

## Physical

diameter 26 mm | height 300 mm  
0.32 kg

## Cutout

diameter 65 mm  
min. ceiling thickness 2 mm | max. ceiling thickness 25 mm  
recessed depth 70 mm

<sup>1</sup> incl. consideration of optical losses & internal control unit losses  
<sup>2</sup> Value of containing product at full load (undimmed)

## Installation instructions



## Lighting calculator



# TULA nano suspended

canopy trim

049-5510418M 005-3521018 002-90732



Project / Type

Notes

Count / Date

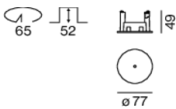
## Circuit Breaker Types

Automatic Circuit Breaker Type	Number of Fixtures
B10	57
B13	75
B16	92
B20	115
C10	57
C13	75
C16	92
C20	115

## Components

### MOUNTING SET with trim

TYPE	COLOUR	Ø (MM)	ARTICLE NUMBER(S)
for installation in ceilings	jet black	77	005-3521018



### POWER SUPPLY

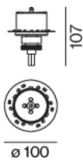
L-W-H (MM)	ARTICLE NUMBER(S)
65-39-20	002-90732



## Mounting accessories

### SPECIAL MOUNTING TOOL

TYPE	Ø (MM)	ARTICLE NUMBER(S)
for ARY   MOVE IN 45   NOBA trimless   TULA	100	063-8912110



### RING ceiling mounted

COLOUR	Ø (MM)	ARTICLE NUMBER(S)
traffic white	50	050-0510217
jet black	50	050-0510218



### HOOK ceiling mounted

COLOUR	Ø (MM)	ARTICLE NUMBER(S)
traffic white	18	050-0510317
jet black	18	050-0510318



# TULA nano suspended

canopy trim

049-5510418M 005-3521018 002-90732



Project / Type

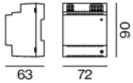
Notes

Count / Date

## Optional electrical accessories

### DIN RAIL POWER SUPPLY

L-W-H (MM)	ARTICLE NUMBER(S)
72-90-63	005-6520210



### DIN RAIL LED DRIVER

L-W-H (MM)	ARTICLE NUMBER(S)
36-88-59	005-6121030



## Optical accessories

### OVAL LENS

TYPE	Ø (MM)	ARTICLE NUMBER(S)
for BO 45   MOVE IN 45   TULA micro	42	007-1965880



### SOFT LENS

TYPE	Ø (MM)	ARTICLE NUMBER(S)
for ARY   BO 45   MOVE IN 45   TULA micro	42	007-1965980



### WALLWASHER LENS

TYPE	Ø (MM)	ARTICLE NUMBER(S)
for ARY   BO 45   MOVE IN 45   TULA micro	42	007-1965780



### HONEYCOMB LOUVER

TYPE	COLOUR	Ø (MM)	ARTICLE NUMBER(S)
for BO 45   JUST 45   MOVE IN 45   TARO 45   TULA micro	jet black	42	007-1965188



# TULA nano suspended

canopy trim

049-5510418M 005-3521018 002-90732

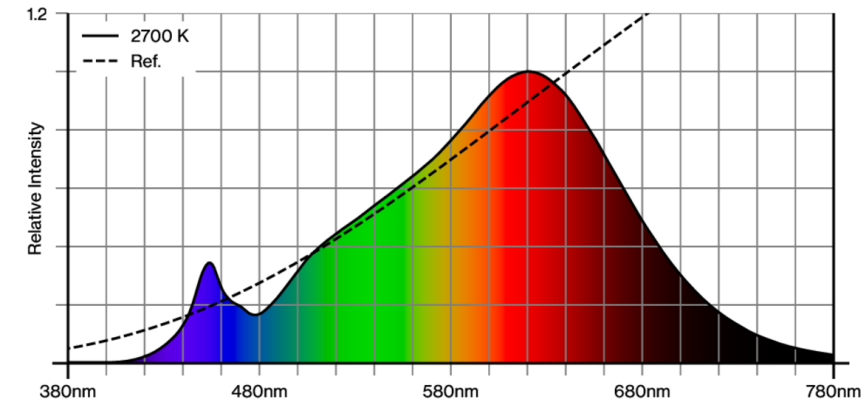


Project / Type

Notes

Count / Date

## Colour rendering



CRI/R<sub>a</sub> ≥ 91 R<sub>e</sub> ≥ 87 (2700 K)



## TM30 colour vector graphic



The black line represents the black body reference. The red line indicates the results of the test light source. The deviation from the test light source to the reference is shown and is marked by arrows. The shorter the arrows, the higher the color rendering.

