

# TULA micro suspended

canopy trim


049-5515517M 005-3521017 002-90733



Project / Type

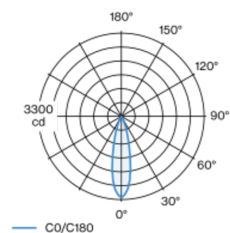
Notes

Count / Date



Decorative suspended luminaire in aluminium; surface white powder coated; pendant fitting with 1500mm suspension; incl. feed (white), can be individually shortened; passive cooling of the LEDs through improved heat sink geometry; with COB (Chip on Board) technology for maximum efficiency; no appearance of multiple shadows; light colour 3000 K; binning initial MacAdam  $\leq 3$  SDCM; CRI  $\geq 90$ ; min. 90% of luminous flux after 50000 operating hours; energy efficient LEDs with high CRI; good glare control through recessed light point level; incl. high quality lens system; precise radiation characteristic with 25° beam; degree of protection IP20; PC2; 220-240 V; ceiling recessed canopy with trim traffic white; suitable for ceiling thickness of 2-25 mm; incl. DALI-2 converter; external converter for ceiling insertion; light source not replaceable; control gear replaceable by an authorized professional;

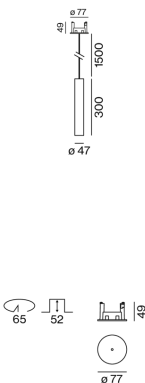
## Light distribution



medium 25°

h (m)	E0° (lx)	ø (m)
1	3230	0.44
2	810	0.89
3	360	1.33
4	200	1.78
5	130	2.22

## Product drawing



## General

Ceiling | Suspended

white | RAL 9016 <sup>1</sup>

Canopy traffic white

IP20

746 lm

## LED

3000 K

CRI  $\geq 90$

L90 / 50000 h

initial MacAdam  $\leq 3$  SDCM

R<sub>g</sub>: 100 | R<sub>f</sub>: 90 | R<sub>f(1-15)</sub>: 87

MR 0.59 | MDER 0.54

## Optical

medium | beam angle 25°

PstLM  $\leq 1.0^2$  <sup>3 4 5</sup> | SVM  $\leq 0.4^2$  <sup>3 4 5</sup>

## Electrical

DALI-2

PC2 | 220-240 V

system 11.3 W | fixture 8.4 W

fixture 88 lm/W <sup>6</sup>

18 Vf | 500 mA

## Physical

diameter 47 mm | height 300 mm

0.57 kg

## Cutout

diameter 65 mm

min. ceiling thickness 2 mm | max. ceiling thickness 25 mm

recessed depth 130 mm

<sup>1</sup> RAL code <sup>2</sup> wallwasher lens BO 45 007-1965780  
<sup>3</sup> oval lens BO 45 007-1965880 <sup>4</sup> soft lens BO 45 007-1965980  
<sup>5</sup> Value of containing product at full load (undimmed)  
<sup>6</sup> incl. consideration of optical losses & internal control unit losses

## Installation instructions



## Lighting calculator



# TULA micro suspended

canopy trim

049-5515517M 005-3521017 002-90733



Project / Type

Notes

Count / Date

## Maintenance Factors

Operating Time [h]	10 000	20 000	30 000	40 000	50 000
LLMF	0.97	0.96	0.95	0.93	0.92
LSF	1	1	1	1	1
MF	LMF × RSMF × LLMF × LSF		RSMF <sup>a</sup>	Room Surface Maintenance Factor	
MF	Maintenance Factor		LLMF	Lamp Lumens Maintenance Factor	
LMF <sup>a</sup>	Luminaire Maintenance Factor		LSF	Lamp Survival Factor	

<sup>a</sup> According to "CIE 97, Maintenance of indoor electric lighting systems", 2005, ISBN 3-900-734-34-8. The values must be determined by the planner.

## Circuit Breaker Types

Automatic Circuit Breaker Type	Number of Fixtures
B10	80
B13	104
B16	130
B20	162
C10	135
C13	175
C16	220
C20	270

## Components

### MOUNTING SET with trim

COLOUR	Ø (MM)	ARTICLE NUMBER(S)
traffic white	77	005-3521017



### POWER SUPPLY

L-W-H (MM)	ARTICLE NUMBER(S)
147-33-23	002-90733



## Mounting accessories

### SPECIAL MOUNTING TOOL

TYPE	Ø (MM)	ARTICLE NUMBER(S)
necessary to install mounting housing trimless	100	063-8912110



### RING CEILING MOUNTED

COLOUR	Ø (MM)	ARTICLE NUMBER(S)
traffic white	50	050-0510217
jet black	50	050-0510218



### HOOK

COLOUR	Ø (MM)	ARTICLE NUMBER(S)
traffic white	18	050-0510317
jet black	18	050-0510318



## Optional electrical accessories

### DIN RAIL POWER SUPPLY

L-W-H (MM)	ARTICLE NUMBER(S)
72-90-63	005-6520210



### DIN RAIL LED DRIVER

TYPE	L-W-H (MM)	ARTICLE NUMBER(S)
200 - 1050 mA   2 x 42W	36-88-59	005-6121030



# TULA micro suspended

canopy trim

049-5515517M 005-3521017 002-90733



Project / Type

Notes

Count / Date

## Optical accessories

### OVAL LENS

Ø (MM)	ARTICLE NUMBER(S)
42	007-1965880



### SOFT LENS

Ø (MM)	ARTICLE NUMBER(S)
42	007-1965980



### WALLWASHER LENS

Ø (MM)	ARTICLE NUMBER(S)
42	007-1965780

