

TULA nano suspended

canopy surface


049-5510514M 005-2602138



Project / Type _____

Notes _____

Count / Date _____



General

Ceiling , Suspended _____

chrome _____

Canopy jet black _____

IP20 _____

744 lm _____

fixture 82 lm/W¹ _____

LED

3000 K _____

CRI ≥ 90 _____

initial MacAdam ≤ 3 SDCM _____

R_g: 100 , R_f: 91 , R_{f(1-15)}: 88 _____

MR 0.59 _____

MDER 0.53 _____

Optical

medium _____

beam angle 25° _____

PstLM ≤ 1.0 ² _____

SVM ≤ 0.4 ² _____

Electrical

DALI-2 _____

220-240 V _____

system 12.1 W _____

fixture 9.1 W _____

18 Vf _____

500 mA _____

PC2 _____

Physical

diameter 26 mm _____

height 300 mm _____

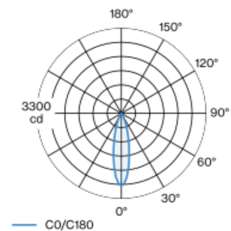
0.75 kg _____

¹ incl. consideration of optical losses & internal control unit losses

² Value of containing product at full load (undimmed)

Decorative suspended luminaire in aluminium; surface polished chrome; pendant fitting with 1500mm suspension; incl. feed (black), can be individually shortened; passive cooling of the LEDs through improved heat sink geometry; with COB (Chip on Board) technology for maximum efficiency; no appearance of multiple shadows; light colour 3000 K; binning initial MacAdam ≤ 3 SDCM; CRI ≥ 90; energy efficient LEDs with high CRI; good glare control through recessed light point level; incl. high quality lens system; precise radiation characteristic with 25° beam; degree of protection IP20; PC2; 220-240 V; light source not replaceable; control gear replaceable by an authorized professional;

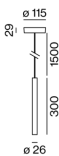
Light distribution



medium 25°

h (m)	EO° (lx)	ø (m)
1	2790	0.44
2	700	0.89
3	310	1.33
4	170	1.77
5	110	2.22

Product drawing



Installation instructions



Lighting calculator

