

TULA micro suspended

canopy surface


049-551551XF 005-2602137



Project / Type _____

Notes _____

Count / Date _____



General

Ceiling , Suspended _____

special colours _____

Canopy traffic white _____

IP20 _____

798 lm _____

fixture 95 lm/W¹ _____

LED

3000 K _____

CRI ≥ 90 _____

L90 / 50000 h _____

initial MacAdam ≤ 3 SDCM _____

R_g: 100 , R_f: 90 , R₍₁₋₁₅₎: 87 _____

MR 0.59 _____

MDER 0.54 _____

Optical

flood _____

beam angle 44° _____

PstLM ≤ 1.0 ² _____

SVM ≤ 0.4 ² _____

Electrical

DALI-2 _____

220-240 V _____

system 11.3 W _____

fixture 8.4 W _____

18 Vf _____

500 mA _____

PC2 _____

Physical

diameter 47 mm _____

height 300 mm _____

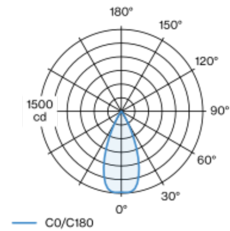
0.52 kg _____

¹ incl. consideration of optical losses & internal control unit losses

² Value of containing product at full load (undimmed)

Decorative suspended luminaire in aluminium; surface special colours powder coated; pendant fitting with 1500mm suspension; incl. feed (white), can be individually shortened; passive cooling of the LEDs through improved heat sink geometry; with COB (Chip on Board) technology for maximum efficiency; no appearance of multiple shadows; light colour 3000 K; binning initial MacAdam ≤ 3 SDCM; CRI ≥ 90; min. 90% of luminous flux after 50000 operating hours; energy efficient LEDs with high CRI; good glare control through recessed light point level; incl. high quality lens system; precise radiation characteristic with 44° beam; degree of protection IP20; PC2; 220-240 V; light source not replaceable; control gear replaceable by an authorized professional;

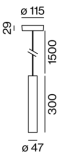
Light distribution



flood 44°

h (m)	EO° (lx)	ø (m)
1	1480	0.82
2	370	1.64
3	160	2.45
4	90	3.27
5	60	4.09

Product drawing



Installation instructions



Lighting calculator

