

TULA micro suspended

canopy surface


049-5715514F 005-2602118



Project / Type

Notes

Count / Date



Decorative suspended luminaire in aluminium; surface polished chrome; pendant fitting with 1500mm suspension; incl. feed (black), can be individually shortened; passive cooling of the LEDs through improved heat sink geometry; with COB (Chip on Board) technology for maximum efficiency; no appearance of multiple shadows; light colour 3000 K; binning initial MacAdam ≤ 3 SDCM; CRI ≥ 90 ; min. 90% of luminous flux after 50000 operating hours; energy efficient LEDs with high CRI; good glare control through recessed light point level; incl. high quality lens system; precise radiation characteristic with 44° beam; degree of protection IP20; PC2; 220-240 V; light source not replaceable; control gear replaceable by an authorized professional;



General

Ceiling | Suspended

chrome

Canopy jet black

IP20

798 lm

LED

3000 K

CRI ≥ 90

L90 / 50000 h

initial MacAdam ≤ 3 SDCM

R_g: 100 | R_f: 90 | R_{f(1-15)}: 87

MR 0.59 | MDER 0.54

Optical

flood | beam angle 44°

Electrical

non DIM

PC2 | 220-240 V

system 11.3 W | fixture 8.4 W

fixture 95 lm/W ¹

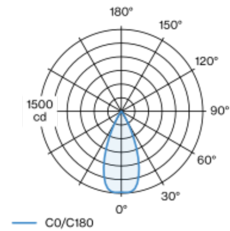
18 Vf | 500 mA

Physical

diameter 47 mm | height 500 mm

0.74 kg

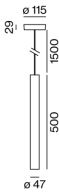
Light distribution



flood 44°

h (m)	EO° (lx)	ø (m)
1	1480	0.82
2	370	1.64
3	160	2.45
4	90	3.27
5	60	4.09

Product drawing



¹ incl. consideration of optical losses & internal control unit losses

Installation instructions



Lighting calculator

