

# BO 55 semi-recessed

049-614041XF 002-90726



Project / Type

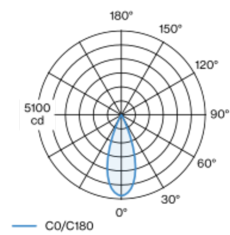
Notes

Count / Date



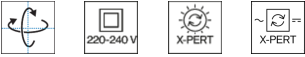
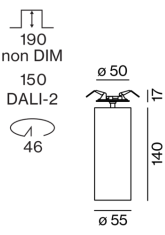
Cylindrical spotlight in aluminium; surface special colours powder coated; 350° rotatable and 90° tiltable; recessed version with trim; suitable for ceiling thickness of 2-25 mm; passive cooling of the LEDs through improved heat sink geometry; with COB (Chip on Board) technology for maximum efficiency; no appearance of multiple shadows; light colour 2700 K; binning initial MacAdam ≤ 2 SDCM; CRI ≥ 90; min. 80% of luminous flux after 50000 operating hours; energy efficient LEDs with high CRI; high quality, aluminium, vapour deposition coated reflector with faceted lens design; precise radiation characteristic with 37° beam; good glare control through recessed light point level; optical attachment available as accessory; accessories are listed separately; degree of protection IP20; PC2; 220-240 V; incl. converter, non dimmable; external converter for ceiling insertion, through-wiring suitable; light source replaceable by an authorized professional; control gear replaceable by an authorized professional;

## Light distribution



flood 37°		
h (m)	EO° (lx)	ø (m)
1	4920	0.67
2	1230	1.34
3	550	2.01
4	310	2.68
5	200	3.35

## Product drawing



## General

Ceiling | Semi-Recessed

tilt max 90°

rotation 350°

special colours

IP20

1800 lm

fixture 86 lm/W <sup>1</sup>

## LED

2700 K

CRI ≥ 90

L80 / 50000 h

initial MacAdam ≤ 2 SDCM

R<sub>g</sub>: 99 | R<sub>r</sub>: 91 | R<sub>t(1-15)</sub>: 89

MR 0.53 | MDER 0.48

## Optical

flood | beam angle 37°

PstLM ≤ 1.0 <sup>2</sup> | SVM ≤ 0.4 <sup>2</sup>

## Electrical

non DIM

PC2 | 220-240 V

system 24.7 W | fixture 21.0 W

36 Vf | 600 mA

## Physical

diameter 55 mm | height 159 mm

0.45 kg

## Cutout

diameter 46 mm

min. ceiling thickness 2 mm | max. ceiling thickness 25 mm

recessed depth 190 mm

<sup>1</sup> incl. consideration of optical losses & internal control unit losses  
<sup>2</sup> Value of containing product at full load (undimmed)

## Installation instructions



## Lighting calculator

