

# TULA nano suspended

canopy trim


049-5710418F 005-3521018 002-90732



Project / Type

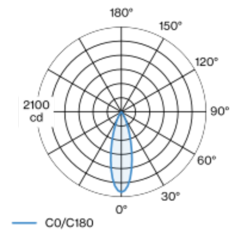
Notes

Count / Date



Decorative suspended luminaire in aluminium; surface black powder coated; pendant fitting with 1500mm suspension; incl. feed (black), can be individually shortened; passive cooling of the LEDs through improved heat sink geometry; with COB (Chip on Board) technology for maximum efficiency; no appearance of multiple shadows; light colour 2700 K; binning initial MacAdam  $\leq 3$  SDCM; CRI  $\geq 90$ ; energy efficient LEDs with high CRI; good glare control through recessed light point level; incl. high quality lens system; precise radiation characteristic with 30° beam; degree of protection IP20; PC2; 220-240 V; ceiling recessed canopy with trim jet black; suitable for ceiling thickness of 2-25 mm; incl. converter, non dimmable; external converter for ceiling insertion; light source not replaceable; control gear replaceable by an authorized professional;

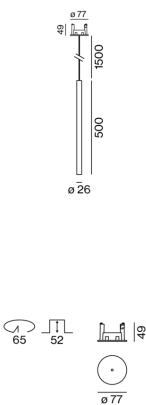
## Light distribution



flood 30°

h (m)	E0° (lx)	ø (m)
1	1980	0.53
2	500	1.07
3	220	1.60
4	120	2.13
5	80	2.66

## Product drawing



## General

Ceiling | Suspended

black | RAL 9005 <sup>1</sup>

Canopy jet black

IP20

674 lm

fixture 75 lm/W <sup>2</sup>

## LED

2700 K

CRI  $\geq 90$

initial MacAdam  $\leq 3$  SDCM

R<sub>g</sub>: 99 | R<sub>f</sub>: 91 | R<sub>f(-15)</sub>: 89

MR 0.53 | MDER 0.48

## Optical

flood | beam angle 30°

PstLM  $\leq 1.0$  <sup>3</sup> | SVM  $\leq 0.4$  <sup>3</sup>

## Electrical

non DIM

PC2 | 220-240 V

system 12.0 W | fixture 9.0 W

18 Vf | 500 mA

## Physical

diameter 26 mm | height 500 mm

0.42 kg

## Cutout

diameter 65 mm

min. ceiling thickness 2 mm | max. ceiling thickness 25 mm

recessed depth 70 mm

<sup>1</sup> RAL code  
<sup>2</sup> incl. consideration of optical losses & internal control unit losses  
<sup>3</sup> Value of containing product at full load (undimmed)

## Installation instructions



## Lighting calculator

