

TULA nano suspended

canopy trim

049-5710418F 005-3521018 002-90733



Project / Type

Notes

Count / Date



General

Ceiling , Suspended

black , RAL 9005 ¹

Canopy jet black

IP20

674 lm

fixture 75 lm/W²

LED

2700 K

CRI ≥ 90

initial MacAdam ≤ 3 SDCM

R_g: 99 , R_r: 91 , R_{t(1-15)}: 89

MR 0.53

MDER 0.48

Optical

flood

beam angle 30°

PstLM ≤ 1.0 ³

SVM ≤ 0.4 ³

Electrical

DALI-2

220-240 V

system 12.0 W

fixture 9.0 W

18 Vf

500 mA

PC2

Physical

diameter 26 mm

height 500 mm

0.45 kg

Cutout

diameter 65 mm

min. ceiling thickness 2 mm

max. ceiling thickness 25 mm

recessed depth 130 mm

¹ RAL code

² incl. consideration of optical losses & internal control unit losses

³ Value of containing product at full load (undimmed)

Installation instructions

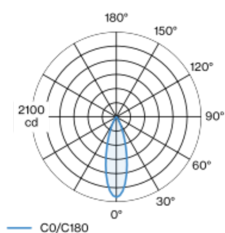


Lighting calculator



Decorative suspended luminaire in aluminium; surface black powder coated; pendant fitting with 1500mm suspension; incl. feed (black), can be individually shortened; passive cooling of the LEDs through improved heat sink geometry; with COB (Chip on Board) technology for maximum efficiency; no appearance of multiple shadows; light colour 2700 K; binning initial MacAdam ≤ 3 SDCM; CRI ≥ 90; energy efficient LEDs with high CRI; good glare control through recessed light point level; incl. high quality lens system; precise radiation characteristic with 30° beam; degree of protection IP20; PC2; 220-240 V; ceiling recessed canopy with trim jet black; suitable for ceiling thickness of 2-25 mm; incl. DALI-2 converter; external converter for ceiling insertion; light source not replaceable; control gear replaceable by an authorized professional;

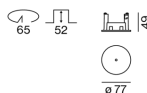
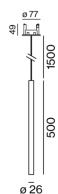
Light distribution



flood 30°

| h (m) | E0° (lx) | ø (m) |
|-------|----------|-------|
| 1 | 1980 | 0.53 |
| 2 | 500 | 1.07 |
| 3 | 220 | 1.60 |
| 4 | 120 | 2.13 |
| 5 | 80 | 2.66 |

Product drawing



[049-5710418F 005-3521018 002-90733] The technical data represent rated values for an ambient temperature of 25°C. The data values for the luminous flux are initially subject to a tolerance of +/- 10%, those for the electrical connected load are initially subject to a tolerance of +/- 10%, and those for the colour temperature are initially subject to a tolerance of +/- 150 K. No liability is assumed for typographical or printing errors. The general terms and conditions of XAL GmbH apply.

© XAL GmbH · Auer-Welsbach-Gasse 36 · 8055 Graz · Austria · www.xal.com

01.05.2025

1 / 1