

TULA micro suspended

canopy surface

049-5715518F 005-2602198



Project / Type

Notes

Count / Date



Decorative suspended luminaire in aluminium; surface jet black powder coated; pendant fitting with 1500mm suspension; incl. feed (black), can be individually shortened; passive cooling of the LEDs through improved heat sink geometry; with COB (Chip on Board) technology for maximum efficiency; no appearance of multiple shadows; light colour 3000 K; binning initial MacAdam ≤ 3 SDCM; CRI ≥ 90 ; min. 90% of luminous flux after 50000 operating hours; energy efficient LEDs with high CRI; good glare control through recessed light point level; incl. high quality lens system; precise radiation characteristic with 44° beam; degree of protection IP20; PC2; 220-240 V; light source not replaceable; control gear replaceable by an authorized professional;

Light distribution



flood 44°

h (m)	E0° (lx)	ø (m)
1	1480	0.82
2	370	1.64
3	160	2.45
4	90	3.27
5	60	4.09

Product drawing



General

Ceiling | Suspended

jet black | RAL 9005

Canopy jet black

IP20

798 lm

LED

3000 K

CRI ≥ 90

L90 / 50000 h

initial MacAdam ≤ 3 SDCM

R_g: 100 | R_f: 90 | R_{f(1-15)}: 87

MR 0.59 | MDER 0.54

Optical

flood | beam angle 44°

PstLM ≤ 1.0 ^{1 2 3 4} | SVM ≤ 0.4 ^{1 2 3 4}

Electrical

Casambi

PC2 | 220-240 V

system 11.3 W | fixture 8.4 W

fixture 95 lm/W⁵

18 Vf | 500 mA

Physical

diameter 47 mm | height 500 mm

1 kg

¹ wallwasher lens BO 45 007-1965780
² oval lens BO 45 007-1965880 ³ soft lens BO 45 007-1965980
⁴ Value of containing product at full load (undimmed)
⁵ incl. consideration of optical losses & internal control unit losses

Installation instructions



Lighting calculator



TULA micro suspended

canopy surface

049-5715518F 005-2602198



Project / Type

Notes

Count / Date

Maintenance Factors

Operating Time [h]	10 000	20 000	30 000	40 000	50 000
LLMF	0.97	0.96	0.95	0.93	0.92
LSF	1	1	1	1	1

MF	LMF × RSMF × LLMF × LSF	RSMF ^a	Room Surface Maintenance Factor
MF	Maintenance Factor	LLMF	Lamp Lumens Maintenance Factor
LMF ^a	Luminaire Maintenance Factor	LSF	Lamp Survival Factor

^a According to "CIE 97, Maintenance of indoor electric lighting systems", 2005, ISBN 3-900-734-34-8. The values must be determined by the planner.

Components

CANOPY for cable suspension

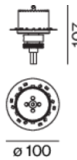
COLOUR	Ø (MM)	ARTICLE NUMBER(S)
jet black	115	005-2602198



Mounting accessories

SPECIAL MOUNTING TOOL

TYPE	Ø (MM)	ARTICLE NUMBER(S)
for ARY MOVE IN 45 NOBA trimless TULA	100	063-8912110



RING ceiling mounted

COLOUR	Ø (MM)	ARTICLE NUMBER(S)
traffic white	50	050-0510217
jet black	50	050-0510218



HOOK ceiling mounted

COLOUR	Ø (MM)	ARTICLE NUMBER(S)
traffic white	18	050-0510317
jet black	18	050-0510318



TULA micro suspended

canopy surface

049-5715518F 005-2602198



Project / Type	
Notes	
Count / Date	

Optional electrical accessories

DIN RAIL POWER SUPPLY

L-W-H (MM)	ARTICLE NUMBER(S)
72-90-63	005-6520210



DIN RAIL LED DRIVER

L-W-H (MM)	ARTICLE NUMBER(S)
36-88-59	005-6121030



Optical accessories

OVAL LENS

TYPE	Ø (MM)	ARTICLE NUMBER(S)
for BO 45 MOVE IN 45 TULA micro	42	007-1965880



SOFT LENS

TYPE	Ø (MM)	ARTICLE NUMBER(S)
for ARY BO 45 MOVE IN 45 TULA micro	42	007-1965980



WALLWASHER LENS

TYPE	Ø (MM)	ARTICLE NUMBER(S)
for ARY BO 45 MOVE IN 45 TULA micro	42	007-1965780



HONEYCOMB LOUVER

TYPE	COLOUR	Ø (MM)	ARTICLE NUMBER(S)
for BO 45 JUST 45 MOVE IN 45 TARO 45 TULA micro	jet black	42	007-1965188



TULA micro suspended

canopy surface

049-5715518F 005-2602198

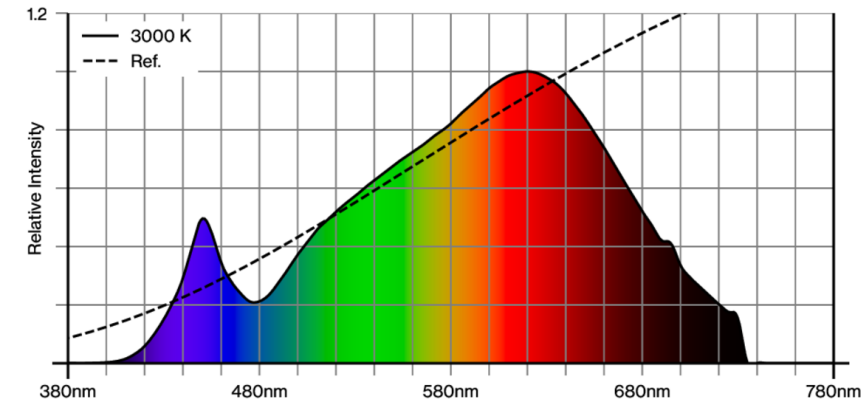


Project / Type

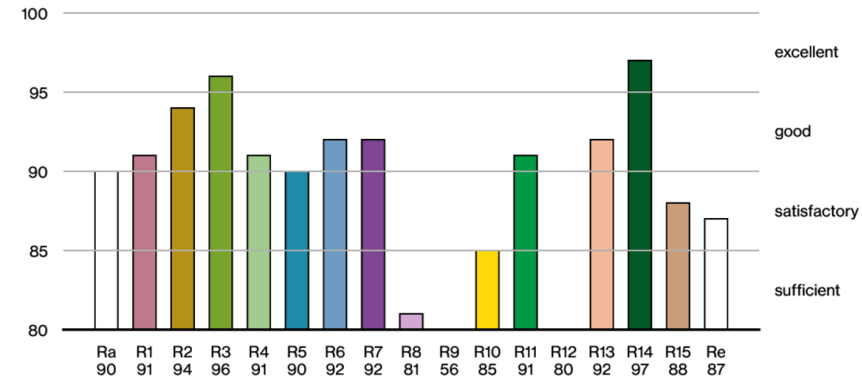
Notes

Count / Date

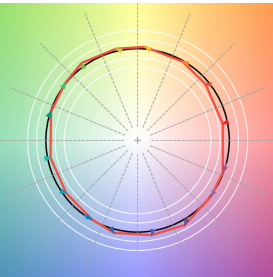
Colour rendering



CRI/R_a ≥ 91 R_e ≥ 87 (3000 K)



TM30 colour vector graphic



The black line represents the black body reference. The red line indicates the results of the test light source. The deviation from the test light source to the reference is shown and is marked by arrows. The shorter the arrows, the higher the color rendering.

