

# TULA micro suspended

canopy trim

049-5715518M 005-3521018 002-90732



Project / Type

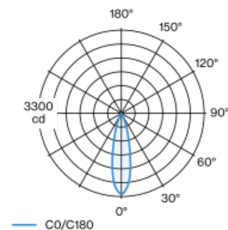
Notes

Count / Date



Decorative suspended luminaire in aluminium; surface black powder coated; pendant fitting with 1500mm suspension; incl. feed (black), can be individually shortened; passive cooling of the LEDs through improved heat sink geometry; with COB (Chip on Board) technology for maximum efficiency; no appearance of multiple shadows; light colour 3000 K; binning initial MacAdam  $\leq 3$  SDCM; CRI  $\geq 90$ ; min. 90% of luminous flux after 50000 operating hours; energy efficient LEDs with high CRI; good glare control through recessed light point level; incl. high quality lens system; precise radiation characteristic with 25° beam; degree of protection IP20; PC2; 220-240 V; ceiling recessed canopy with trim jet black; suitable for ceiling thickness of 2-25 mm; incl. converter, non dimmable; external converter for ceiling insertion; light source not replaceable; control gear replaceable by an authorized professional;

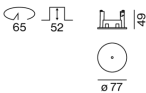
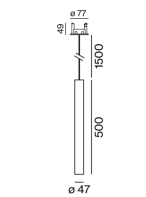
## Light distribution



medium 25°

| h (m) | E0° (lx) | ø (m) |
|-------|----------|-------|
| 1     | 3230     | 0.44  |
| 2     | 810      | 0.89  |
| 3     | 360      | 1.33  |
| 4     | 200      | 1.78  |
| 5     | 130      | 2.22  |

## Product drawing



## General

Ceiling | Suspended

black | RAL 9005 <sup>1</sup>

Canopy jet black

IP20

746 lm

## LED

3000 K

CRI  $\geq 90$

L90 / 50000 h

initial MacAdam  $\leq 3$  SDCM

R<sub>g</sub>: 100 | R<sub>f</sub>: 90 | R<sub>f(1-15)</sub>: 87

MR 0.59 | MDER 0.54

## Optical

medium | beam angle 25°

PstLM  $\leq 1.0$  <sup>2 3 4 5</sup> | SVM  $\leq 0.4$  <sup>2 3 4 5</sup>

## Electrical

non DIM

PC2 | 220-240 V

system 11.3 W | fixture 8.4 W

fixture 88 lm/W <sup>6</sup>

18 Vf | 500 mA

## Physical

diameter 47 mm | height 500 mm

0.75 kg

## Cutout

diameter 65 mm

min. ceiling thickness 2 mm | max. ceiling thickness 25 mm

recessed depth 70 mm

<sup>1</sup> RAL code <sup>2</sup> oval lens BO 45 007-1965880  
<sup>3</sup> soft lens BO 45 007-1965980  
<sup>4</sup> wallwasher lens BO 45 007-1965780  
<sup>5</sup> Value of containing product at full load (undimmed)  
<sup>6</sup> incl. consideration of optical losses & internal control unit losses

## Installation instructions



## Lighting calculator



# TULA micro suspended

canopy trim

049-5715518M 005-3521018 002-90732



Project / Type

Notes

Count / Date

## Maintenance Factors

| Operating Time [h] | 10 000                       | 20 000 | 30 000            | 40 000                          | 50 000 |
|--------------------|------------------------------|--------|-------------------|---------------------------------|--------|
| LLMF               | 0.97                         | 0.96   | 0.95              | 0.93                            | 0.92   |
| LSF                | 1                            | 1      | 1                 | 1                               | 1      |
| MF                 | LMF × RSMF × LLMF × LSF      |        | RSMF <sup>a</sup> | Room Surface Maintenance Factor |        |
| MF                 | Maintenance Factor           |        | LLMF              | Lamp Lumens Maintenance Factor  |        |
| LMF <sup>a</sup>   | Luminaire Maintenance Factor |        | LSF               | Lamp Survival Factor            |        |

<sup>a</sup> According to "CIE 97, Maintenance of indoor electric lighting systems", 2005, ISBN 3-900-734-34-8. The values must be determined by the planner.

## Circuit Breaker Types

| Automatic Circuit Breaker Type | Number of Fixtures |
|--------------------------------|--------------------|
| B10                            | 57                 |
| B13                            | 75                 |
| B16                            | 92                 |
| B20                            | 115                |
| C10                            | 57                 |
| C13                            | 75                 |
| C16                            | 92                 |
| C20                            | 115                |

## Components

### MOUNTING SET with trim

|           |        |                   |
|-----------|--------|-------------------|
| COLOUR    | Ø (MM) | ARTICLE NUMBER(S) |
| jet black | 77     | 005-3521018       |



### POWER SUPPLY

|            |                   |
|------------|-------------------|
| L-W-H (MM) | ARTICLE NUMBER(S) |
| 65-39-20   | 002-90732         |



## Mounting accessories

### SPECIAL MOUNTING TOOL

|  |        |                   |
|--|--------|-------------------|
| TYPE   | Ø (MM) | ARTICLE NUMBER(S) |
| necessary to install mounting housing trimless | 100    | 063-8912110       |



### RING CEILING MOUNTED

|               |        |                   |
|---------------|--------|-------------------|
| COLOUR        | Ø (MM) | ARTICLE NUMBER(S) |
| traffic white | 50     | 050-0510217       |
| jet black     | 50     | 050-0510218       |



### HOOK

|               |        |                   |
|---------------|--------|-------------------|
| COLOUR        | Ø (MM) | ARTICLE NUMBER(S) |
| traffic white | 18     | 050-0510317       |
| jet black     | 18     | 050-0510318       |



## Optional electrical accessories

### DIN RAIL POWER SUPPLY

|            |                   |
|------------|-------------------|
| L-W-H (MM) | ARTICLE NUMBER(S) |
| 72-90-63   | 005-6120210       |



### DIN RAIL LED DRIVER

|                         |            |                   |
|-------------------------|------------|-------------------|
| TYPE                    | L-W-H (MM) | ARTICLE NUMBER(S) |
| 200 - 1050 mA   2 x 42W | 36-88-59   | 005-6121030       |



# TULA micro suspended

canopy trim

049-5715518M 005-3521018 002-90732



Project / Type

Notes

Count / Date

## Optical accessories

### OVAL LENS

| Ø (MM) | ARTICLE NUMBER(S) |
|--------|-------------------|
| 42     | 007-1965880       |



### SOFT LENS

| Ø (MM) | ARTICLE NUMBER(S) |
|--------|-------------------|
| 42     | 007-1965980       |



### WALLWASHER LENS

| Ø (MM) | ARTICLE NUMBER(S) |
|--------|-------------------|
| 42     | 007-1965780       |

