

# BO 45 base surface 2 lamps


049-643051XS



Project / Type

Notes

Count / Date



Surface mounted spotlight made of aluminium; 2 lamps; cylindrical spotlight heads; surface special colours powder coated; 330° rotatable and 90° tiltable; surface mounted housing in aluminium incl. converter; mounting plate with pre-assembled converter unit can be pre-mounted; luminaire housing can be attached without tools by interlock; passive cooling of the LEDs through improved heat sink geometry; with COB (Chip on Board) technology for maximum efficiency; no appearance of multiple shadows; light colour 3000 K; binning initial MacAdam ≤ 3 SDCM; CRI ≥ 90; min. 80% of luminous flux after 50000 operating hours; energy efficient LEDs with high CRI; high quality, aluminium, vapour deposition coated reflector with faceted lens design; precise radiation characteristic with 12° beam; good glare control through recessed light point level; optical attachment available as accessory; accessories are listed separately; degree of protection IP20; PC1; 220-240 V; incl. converter, non dimmable; luminaire for through wiring; light source replaceable by an authorized professional; control gear replaceable by an authorized professional;

General

Ceiling | Surface

tilt max 90°

rotation 330°

special colours

IP20

2220 lm

LED

3000 K

CRI ≥ 90

L80 / 50000 h

initial MacAdam ≤ 3 SDCM

R<sub>g</sub>: 100 | R<sub>f</sub>: 91 | R<sub>t(1-15)</sub>: 89

MR 0.59 | MDER 0.53

Optical

spot | beam angle 12°

Electrical

non DIM

PC1 | 220-240 V

system 30 W

system 74 lm/W <sup>1</sup>

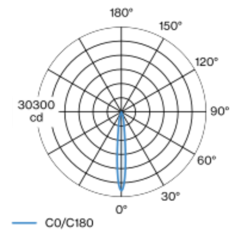
Physical

length 245 mm | width 55 mm | height 164 mm

0.7 kg

<sup>1</sup> incl. consideration of optical losses, internal control unit losses & operating device efficiency

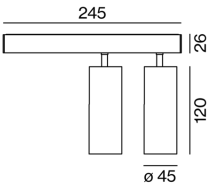
## Light distribution



spot 12°

h (m)	EO° (lx)	ø (m)
1	14000	0.21
2	3500	0.42
3	1600	0.63
4	900	0.84
5	600	1.06

## Product drawing



## Installation instructions



## Lighting calculator



# BO 45 base surface 2 lamps

049-643051XS



Project / Type

Notes

Count / Date

### Maintenance Factors

Operating Time [h]	10 000	20 000	30 000	40 000	50 000
LLMF	0.96	0.92	0.88	0.85	0.81
LSF	1	1	1	1	1
MF	LMF × RSMF × LLMF × LSF		RSMF <sup>a</sup>	Room Surface Maintenance Factor	
MF	Maintenance Factor		LLMF	Lamp Lumens Maintenance Factor	
LMF <sup>a</sup>	Luminaire Maintenance Factor		LSF	Lamp Survival Factor	

<sup>a</sup> According to "CIE 97, Maintenance of indoor electric lighting systems", 2005, ISBN 3-900-734-34-8. The values must be determined by the planner.

### Circuit Breaker Types

Automatic Circuit Breaker Type	Number of Fixtures
B10	33
B16	53
B20	67
B25	83
C10	40
C16	64
C20	80
C25	100

### Optical accessories

#### HONEYCOMB LOUVER

COLOUR	Ø (MM)	ARTICLE NUMBER(S)
jet black	42	007-1965188



### Optical accessories

#### OVAL LENS

Ø (MM)	ARTICLE NUMBER(S)
42	007-1965880



#### SOFT LENS

Ø (MM)	ARTICLE NUMBER(S)
42	007-1965980



#### WALLWASHER LENS

Ø (MM)	ARTICLE NUMBER(S)
42	007-1965780

