

# JUST 45

CAVO

049-8302438F



Project / Type

Notes

Count / Date



Cylindrical spotlight in aluminium; surface jet black powder coated; 360° rotatable and 90° tiltable; spotlight can be installed and moved without tools by means of magnetic holders; power supplied via CAVO recessed housing due to non-reversible plug and play connector; hot plug protection; passive cooling of the LEDs through improved heat sink geometry; with COB (Chip on Board) technology for maximum efficiency; no appearance of multiple shadows; light colour 2700 K; binning initial MacAdam ≤ 3 SDCM; CRI ≥ 90; min. 95% of luminous flux after 50000 operating hours; energy efficient LEDs with high CRI; good glare control through recessed light point level; incl. high quality lens system; precise radiation characteristic with 44° beam; degree of protection IP20; PC3; 18 V; DALI-2 control; flicker-free visual comfort through analogue current control (minimum value 1%); optical attachment available as accessory; accessories are listed separately; light source not replaceable;



### General

Ceiling | Recessed

tilt max 90°

rotation 360°

jet black | RAL 9005

IP20

556 lm

fixture 84 lm/W <sup>1</sup>

### LED

2700 K

CRI ≥ 90

L95 / 50000 h

initial MacAdam ≤ 3 SDCM

R<sub>g</sub>: 99 | R<sub>r</sub>: 91 | R<sub>t(15)</sub>: 89

MR 0.54 | MDER 0.49

### Optical

flood | beam angle 44°

### Electrical

DALI-2

PC3 | 18 V

system 8.8 W | fixture 6.6 W

400 mA

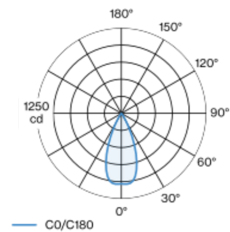
### Physical

diameter 45 mm | height 68 mm

0.2 kg

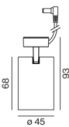
<sup>1</sup> incl. consideration of optical losses & internal control unit losses

### Light distribution



flood 44°		
h (m)	E0° (lx)	ø (m)
1	1030	0.82
2	260	1.64
3	110	2.45
4	60	3.27
5	40	4.09

### Product drawing



### Installation instructions



### Lighting calculator



# JUST 45

CAVO

049-8302438F



Project / Type

Notes

Count / Date

## Maintenance Factors

Operating Time [h]	10 000	20 000	30 000	40 000	50 000
LLMF	0.97	0.97	0.96	0.96	0.95
LSF	1	1	1	1	1


MF	LMF × RSMF × LLMF × LSF	RSMF <sup>a</sup>	Room Surface Maintenance Factor
MF	Maintenance Factor	LLMF	Lamp Lumens Maintenance Factor
LMF <sup>a</sup>	Luminaire Maintenance Factor	LSF	Lamp Survival Factor

<sup>a</sup> According to "CIE 97, Maintenance of indoor electric lighting systems", 2005, ISBN 3-900-734-34-8. The values must be determined by the planner.

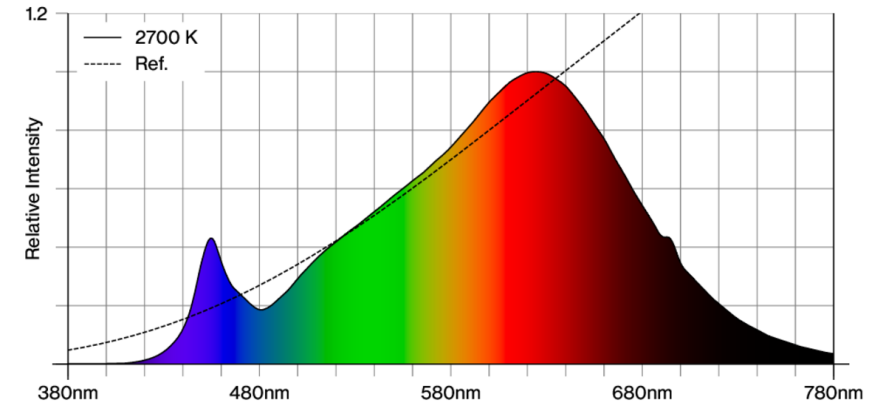
## Optical accessories

### HONEYCOMB LOUVER

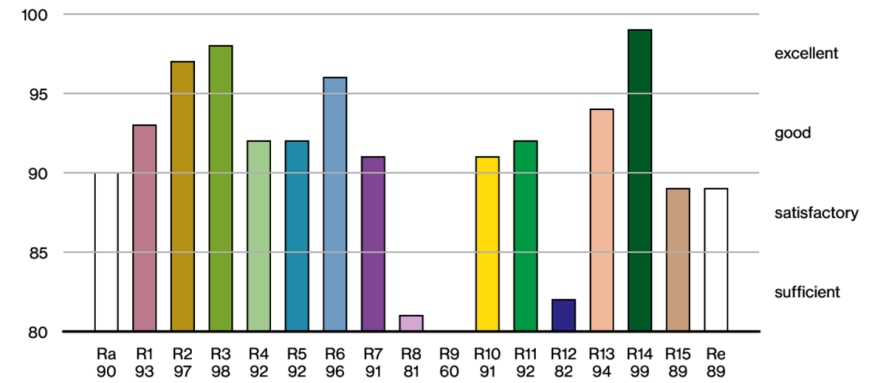
TYPE	COLOUR	Ø (MM)	ARTICLE NUMBER(S)
for BO 45   JUST 45   MOVE IN 45   TARO 45   TULA micro	jet black	42	007-1965188



## Colour rendering



## CRI/R<sub>a</sub> ≥ 92 R<sub>e</sub> ≥ 89 (2700 K)



# JUST 45

CAVO

049-8302438F

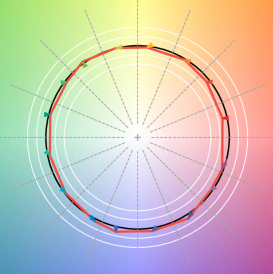


Project / Type

Notes

Count / Date

## TM30 colour vector graphic



The black line represents the black body reference. The red line indicates the results of the test light source. The deviation from the test light source to the reference is shown and is marked by arrows. The shorter the arrows, the higher the color rendering.